

RIDGID

**No. 18
Hand Tool
Parts Catalog**

April 1990

RIDGID®

**Pre-Tested
Work Saver Tools**

The Ridge Tool Company

400 CfarK St.

Ohio 44038-2023, U.S.A.

RIDGID Model Number Index

Model No.	Page	Model No.	Page
0-R, 00-R	10, 11	108, 109, 109P	
00-RB	12	111-R	10,
1	6	131 & 131P thru 136 & 136P	
1-A	27	138	
2	6, 7, 8	141	16 &
2-A	27	150	
2-P	6	151 & 151P thru 156 & 156P	
2-S	8	161	18 &
2-SU, 2-U	9	202	
3		205, 205P	
3-S	28	206	
3-U	9	208	
4-PJ	15	228	
4-S	28	246	
5, 5-P	6	254	
6	1	266	
6-S	28	302	
8	1, 2	310, 310M	
8R111S	61	312, 312M	
10	1, 2, 33	314M	
11	4	315	
11-R	10, 11	315M	
12	1, 4	316M	
12-R	10, 11	318	
14	1, 2	318M	
14KC, 14S	56	342	
15	4, 33	358	
16	3	368	
17	4	375	
18	1, 2	376	
18KC, 18S	56	377	
20	33, 38	378	
21, 22, 23	38	403	
24	1, 2, 38	404	
24KC, 24S	56	405	
25	4, 38	406, 406M	
26, 27	38	408, 408M	
30	33	410M	
30-A	9	412M	
30KC, 30S	56	450	
30(F)PN, 30(F)SN	48	454W, 455	
31-A, 31-B	9, 12	457, 458M, 459	
33-B, 35-B	12	458, 458MM	
35(F)CPN, 35(F)PN, 35(F)SN	48, 49	461 thru 464	
36	1	466C, 466HWS, 466S	
36KC, 36S	56	468C, 468HWS, 468S	
37	45	472C, 472HWS, 472S	
37-B	12	504	
38, 39	45	504A	
40	33	560	
40-A	41	581 thru 584	62 &
40(F)PN, 40(F)SN	48	640	
42-A	28	704 thru 724	
42KC, 42S	56	904 thru 918	
44-S	28	965	
45(F)CPN, 45CPSN, 45(F)PN, 45(F)SN	48, 49	1010 thru 1019	
46	21	1425	
48	1	2000A	
50, 50(F)PN, 50(F)SN	27, 48	3205 thru 3237	
57, 58	46	3500R, 4000R, 5000R, 6000R	
60	1		
60(F)CPN, 60(F)PN, 60(F)SN	48, 49		
65-RC, 65-RTC	14		
76	57		
80(F)PN, 80(F)SN	48		
87	37		
92	21		
101	29		
102	34		
103, 104, 105	29		
106	34		

Model Numbers with "Alpha" Prefixes

Model No.	Page
BC-2A thru BC-8A	40
BC-210 thru BC-810	39
C-12 thru C-36	5 & 6
ID-1440	17
E-6 thru E-36	1
E-110	4
H-18	60
HF-18	58 & 59
K-4	65
K-25	65
N14KC, N14S	55
N18KC, N18S	55
N24KC, N24S	55
N3OKC, N3OS	55
N36KC, N36S	55
N42KC, N42S	55
0-R, 00-R	10
00-RB	12
RJ-98, RJ-99	21
R200	13
S-2	3
S-4A thru S-8A	3
VJ-98, VJ-99	21

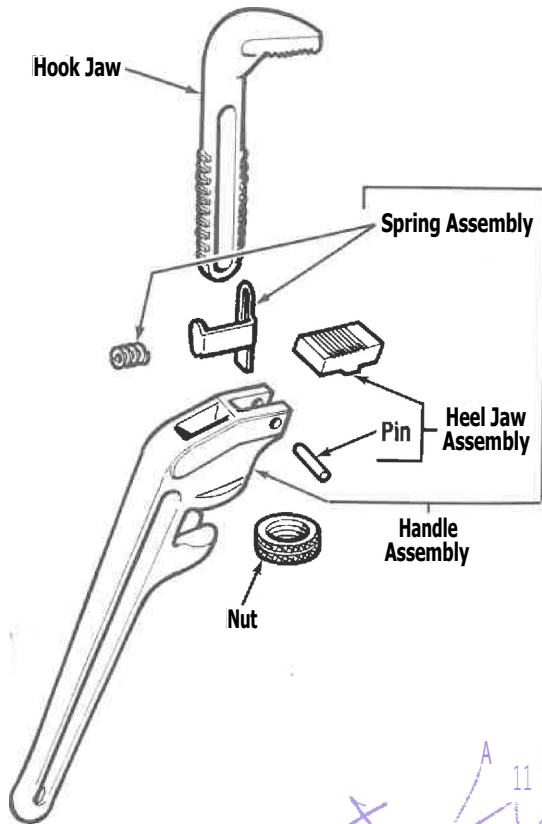
RIDGID Tool Category Index

	Page
Wrenches	1-6
Oilers	7
Reamers	8-9
Pipe/Bolt Threaders	9-20
Pipe Supports	21
Soil Pipe Cutters/Assembly Tool	22-25
Pipe Cutters	26-28
Tubing Cutter/Cable Trimmer	29-37
Vises	38-49
Flaring Tools	50-52
Lever-Type Ratchet Tube Benders	53-54
Bolt Cutters	55-56
Portable Heater/Stand	57
Hydraulic Knockouts	58-61
Cable Hoists	62-63
Pressure Test Pump	64
Drain Cleaning Tools	65-66
Die Chart	67-68
Lifetime Warranty	Rear Cover

RIDGID Wrenches

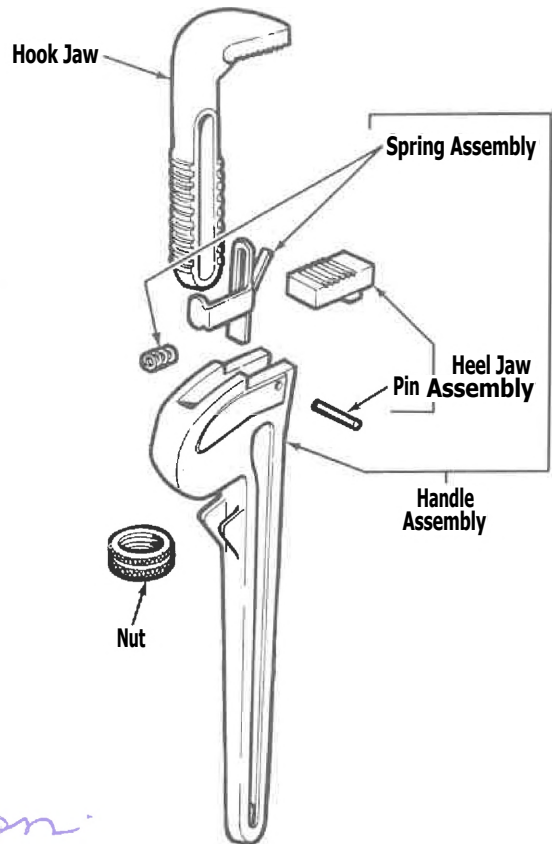
End Pipe Wrench

Capacity: $\frac{3}{4}$ " through 5"



Straight Pipe Wrench

Capacity: $\frac{3}{4}$ " through 8"



x 11 Elyria e non.

Wrench Size		Handle Assembly								Nut		Pin		Heel Jaw Assembly		Spring Assembly		Hook Jaw	
		Straight Malleable		End		Straight Aluminum													
Str.	End	Pipe Cap.	Catalog No.	Old Part No.	Catalog No.	Old Part No.	Catalog No.	Old Part No.	Catalog No.	Old Part No.	Catalog No.	Old Part No.	Catalog No.	Old Part No.	Catalog No.	Old Part No.	Catalog No.	Old Part No.	
6"	E-6"	$\frac{3}{4}$ "	31420	0-784-S	31470	0-793-S			31570	0-1328	31575	E-4780	31560	E-4200-X	31565	E-2671	31555	E-586	
8"	E-8"	1"	31425	0-785-S	31475	0-794-S			31595	0-1329	31600	E-4781	31585	E-4201-X	31590	E-2672	31580	E-585	
10"	E-10"	1 $\frac{1}{2}$ "	31430	D-786-S	31480	D-795-S	31510	0-809-S	31615	0-1330	31625	E-4782	31610	E-4202-X	31620	E-2673	31605	E-579	
12"	E-12"	2"	31435	0-787-S	31485	0-796-S			31645	0-1331	31650	E-4783	31635	E-4203-X	31640	E-2674	31630	E-587	
14"	E-14"	2"	31440	0-788-S	31490	0-797-S	31515	0-810-S	31665	0-1332	31650	E-4783	31635	E-4203-X	31660	E-2675	31655	E-566	
18"	E-18"	2 $\frac{1}{2}$ "	31445	0-789-S	31495	0-798.5	31520	D-811-S	31685	0-1333	31690	E-4784	31675	E-4204-X	31680	E-2676	31670	0-344	
24"	E-24"	3"	31450	0-790-S	31500	0-799-S	31525	0-812-S	31710	0-1334	31715	E-4785	31700	E-4205-X	31705	E-2677	31695	D-342	
36"	E:36"	5"	31455	0-791-S	31505	0-800-S	31530	D-813-S	31735	D-1335	31740	E-4786	31725	E-4206-X	31730	E-2678	31720	C-414	
48"		6"	31460	0-792-S			31535	D-814-S	1760	0-1336	31765	E-4787	31750	E-4207-XI	31755	E-2679	31745	C-323	
60"		8"	31465	B-1054-S					311		31790	E-4788	*31775	D-364-X	31780	E-2680	31770	C-348-X	
10"	Raprench	1 $\frac{1}{2}$ "	32775	C-210-X					31615	0-1330	31625	E-4782	31610	E-4202-X	31620	E-2673	31605	E-579	
							43467		31615		43452		43457		31620		43462		
							43482		31665		31650		43472		31660		43477		
							43502		31685		43487		43492		31680		43497		

*No. 31775 used on Hook Jaw also.

The Ridge Tool Co.—Elyria, Ohio, U.S.A.

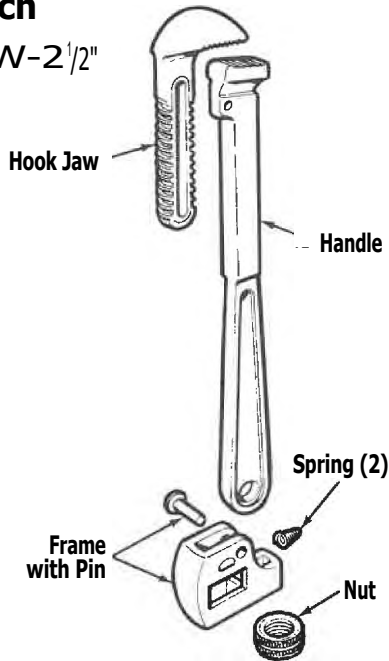
4/90



RIDG1D Wrenches

Stillson Pattern Wrench

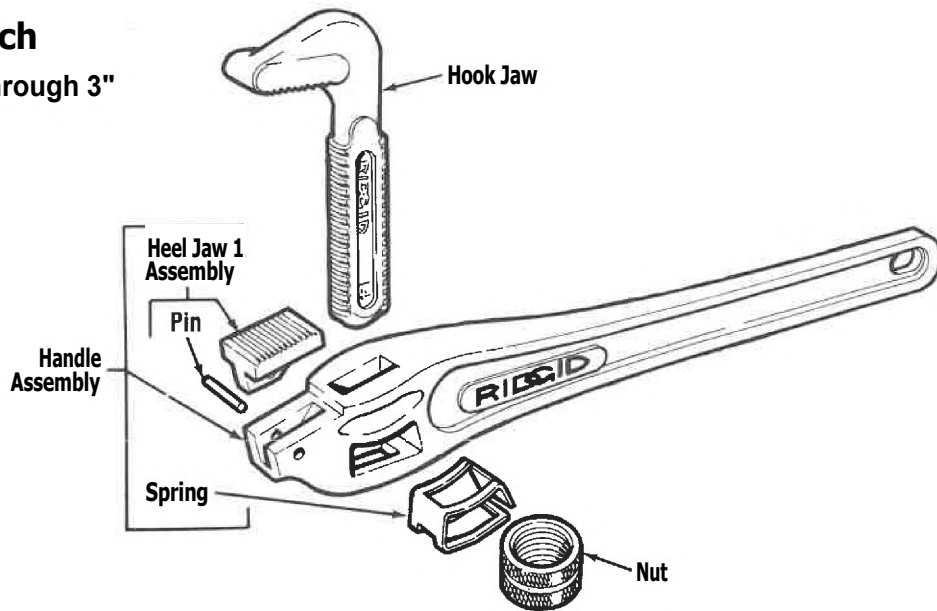
Cap.: W-2 1/2"



Wrench Size	Pipe Cap.	Nut		Spring		Hook Jaw		Handle		Frame w/Pin	
		Catalog No.	Old Part No.	Catalog No.	Old Part No.	Catalog No.	Old Part No.	Catalog No.	Old Part No.	Catalog No.	Old Part No.
8"	3/4"	31595	0-1329	31835	E-146-8	31825	E-153	31820	0-485	31830	E-154-X
10"	1"	31615	0-1330	31860	E-146-10	31850	E-149	31845	C-428	31855	E-148-X
14"	1 1/2"	31665	0-1332	31885	E-146-14	31875	E-145	31870	C-429	31880	E-144-X
18"	2"	31685	D-1333	31910	E-146-18	31900	E-150	31895	C-439	31905	E-151-X
24"	2 1/2"	31710	0-1334	31935	E-146-24	31925	0-75	31920	C-440	'31930	E-152-X

Offset Wrench

Capacity: 1/8" through 3"



Wrench Size	Pipe Cap.	Heavy Duty Handle Assembly		Aluminum Handle Assembly		Hook Jaw		Heel Jaw Assembly		Pin		Spring		Nut	
		Catalog No.	Old Part No.	Catalog No.	Old Part No.	Catalog No.	Old Part No.	Catalog No.	Old Part No.	Catalog No.	Old Part No.	Catalog No.	Old Part No.	Catalog No.	Old Part No.
14"	1/8"-2"	92080	C-1202-X	32480	C-9-X	32490	E-187	31635	E-4203-X	31650	E-4783	32485	E-239	31665	D-1332
18"	1/4"-2 1/2"	92085	B-2103-X	32495	B-5-X	32505	D-29	31675	E-4204-X	31690	E-4784	32500	E-240	31685	D-1333
24"	1/4"-3"	92090	B-2102-X	32510	B-6-X	32520	D-30	31700	E-4205-X	31715	E-4785	32515	E-241	31710	D-1334

RI = ID Wrenches

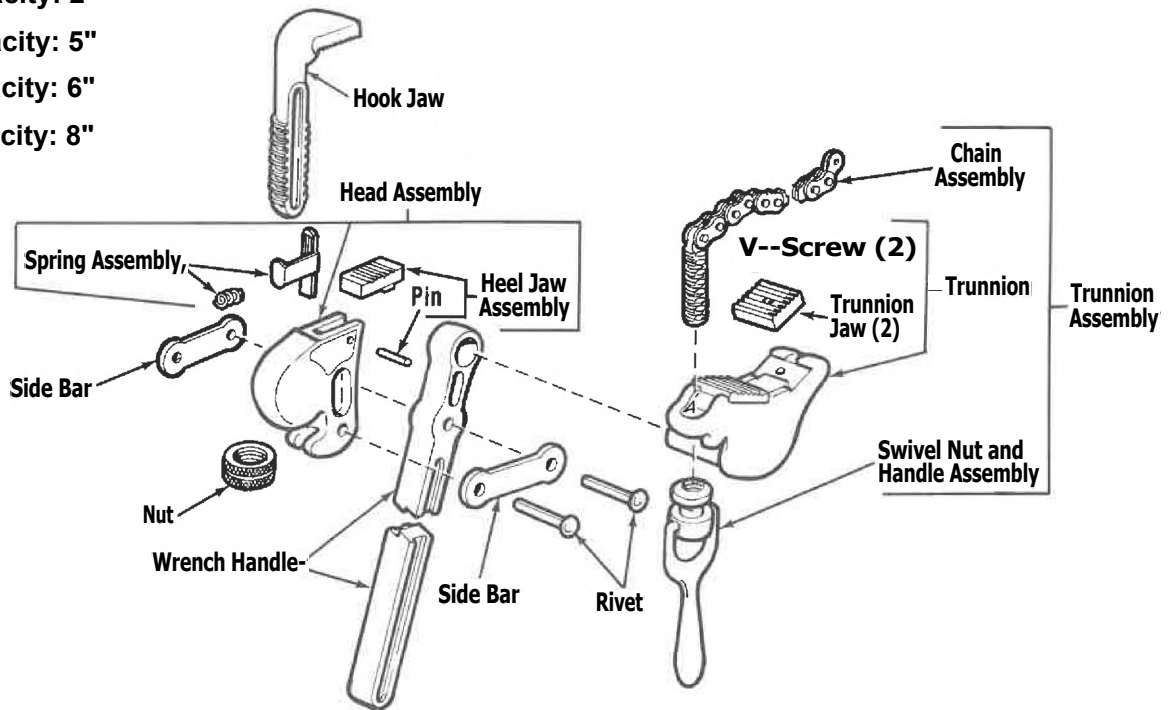
Compound Leverage Wrench

No. S-2 Capacity: 2"

No. S-4A Capacity: 5"

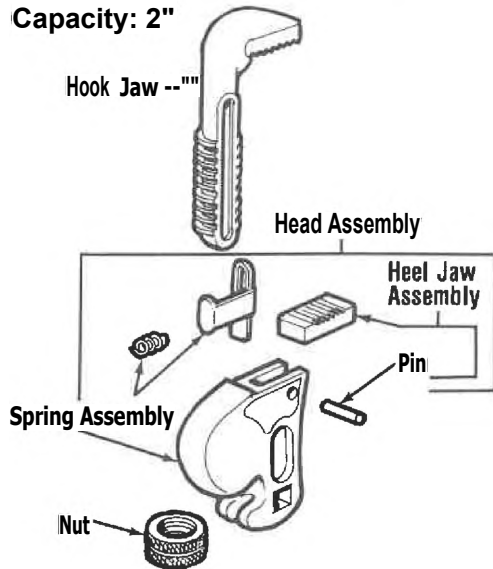
No. S-6A Capacity: 6"

No. S-8A Capacity: 8"



No. 16 Vertical Wrench

Capacity: 2"



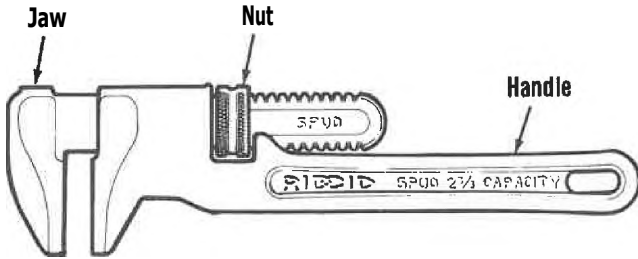
Description	Catalog No.	Old Part No.
Hook Jaw	31655	E-566
Head Assembly	32805	E-1033-X
Spring Assembly	31660	E-2675
Heel Jaw Assembly	31635	E-4203-X
Nut	31665	D-1332
Pin	31650	E-4783

Description	S-2		S-4A		8-6A		S-8A	
	Catalog No.	Old Part No.	Catalog No.	Old Part No.	Catalog No.	Old Part No.	Catalog No.	Old Part No.
Nut	31665	D-1332	31735	D-1335	31760	D-1336	31785	D-1337
Heel Jaw Assembly	31635	E-4203-X	31725	E-4206-X	31750	E-4207-X	31775	D-364-X
Spring Assembly	31660	E-2675	31730	E-2678	31755	E-2679	31780	E-2680
Hook Jaw	31655	E-566	31720	C-414	31745	C-323	31770	C-348-X
Wrench Handle	32125	D-86	32195	C-46	32250	C-49	32250	C-49
Swivel Nut & Handle Assembly	32115	F-197-X	40765	E-1585-X	40765	E-1585-X	40810	E-1590-X
Rivet (2)	74680	E-1480	32215	E-4283	32220	F-22	32220	F-22
Side Bar (2)	32140	F-199	32210	E-57	32260	E-40	32260	E-40
Trunnion Jaw (2 per set)	32100	F-701-X	32165	F-738-X	32240	F-730-X	32295	F-788-X
Screw (2)	32145	E-1026	32205	E-1406	32275	E-1028	32270	E-1027
Chain Assembly	32110	F-205-X	32180	E-1583-X	32180	E-1583-X	40800	E-1589-X
Trunnion	32090	D-402-1-S	32155	C-360-1-S	32230	C-371-1-S	32285	C-372-1-S
Trunnion Assembly	32085	D-402-1-X	32150	C-360-1-X	32225	C-371-1-X	32280	C-372-1-X
Head Assembly	32105	D-815-X	32170	D-816-X	32245	D-817-X	32300	D-818-X
Pin	31650	E-4783	31740	E-4786	31765	E-4787	31790	E-4788

RIDGID renches

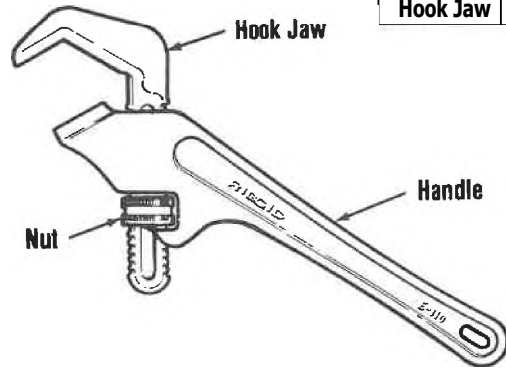
12" Spud Wrench Capacity: 25/8"

Description	Catalog No.	Old Part No.
Handle	32780	C-460
Jaw	32785	D-495
Nut	31665	D-1332

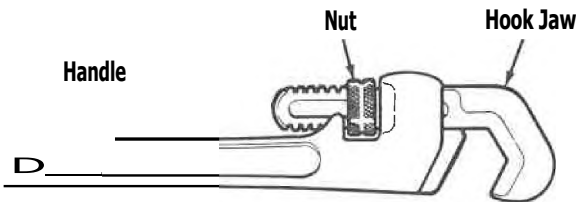


E-110 Offset Hex Wrench Capacity: 1 1/2" Drain Nuts

Description	Catalog No.	Old Part No.
Handle	32695	C-803
Nut	31615	D-1330
Hook Jaw	32690	E-3361

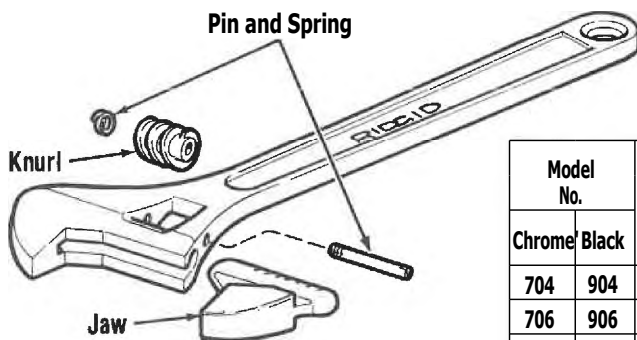


Straight Hex Wrench Capacity: 3/8" through 2"



Straight Hex Wrench		Nut		Hook Jaw		Handle	
Model No.	Nut Capacity	Catalog No.	Old Part No.	Catalog No.	Old Part No.	Catalog No.	Old Part No.
11	5/16" - 3/4"	31615	0-1330	32625	E-2787	32630	C-660
15	1/4" - 1"	31665	0-1332	32635	E-3687	32640	C-871
17	5/8" - 1 1/4"	31685	0-1333	32645	C-675	32650	C-674
25	1" - 2"	31710	0-1334	32655	C-663	32660	B-946

Adjustable Wrench (Chrome or Black) (Early Type) Capacity: 1/2" through 2 1/2"



Model No.		Size	Capacity	Jaw				Knurl		Pin & Spring	
Chrome	Black			Catalog No.	Part No.	Catalog No.	Old Part No.	Catalog No.	Part No.	Catalog No.	Part No.
704	904	4"	1/2"	32320	14J	32440	14JB	32330	14K	32325	14PS
706	906	6"	3/4"	32335	16J	32445	16JB	32345	16K	32340	16PS
708	908	8"	5/8"	32350	18J	32450	18JB	32360	18K	32355	18PS
710	910	10"	1 1/8"	32365	110J	32455	110JB	32375	110K	32370	110PS
712	912	12"	1 7/16"	32380	112J	32460	112JB	32390	112K	32385	112PS
715	915	15"	1 11/16"	32395	115J	32465	115JB	32405	115K	32400	115PS
718	918	18"	2 1/16"	32410	118J	32470	118JB	32420	118K	32415	118PS
724		24"	2 1/2"	32425	124J			32435	124K	32430	124PS

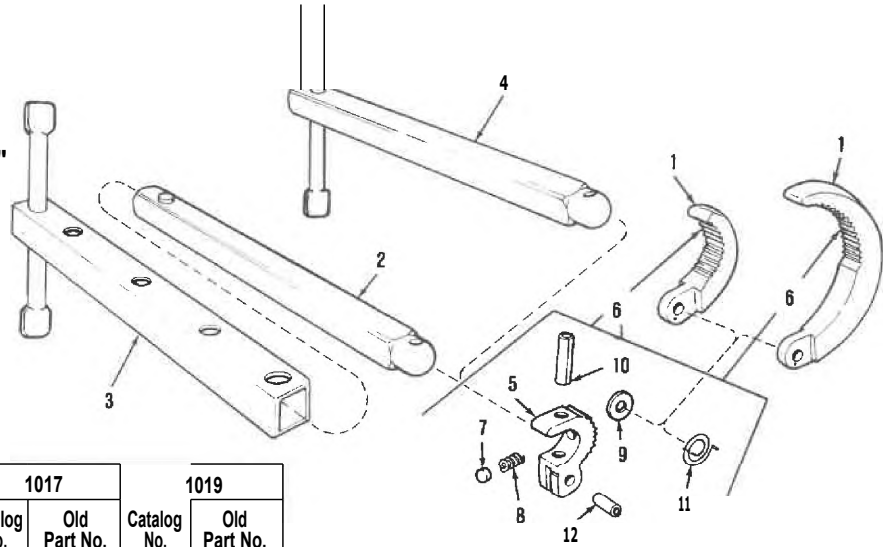
RIDGID Wrenches

Basin Wrenches

No. 1010-Capacity: $\frac{3}{8}$ " through $1\frac{1}{4}$ "

No. 1017-Capacity: $\frac{3}{8}$ " through $1\frac{1}{4}$ "

No. 1019- Capacity: $1\frac{1}{4}$ " through $2\frac{1}{2}$ "

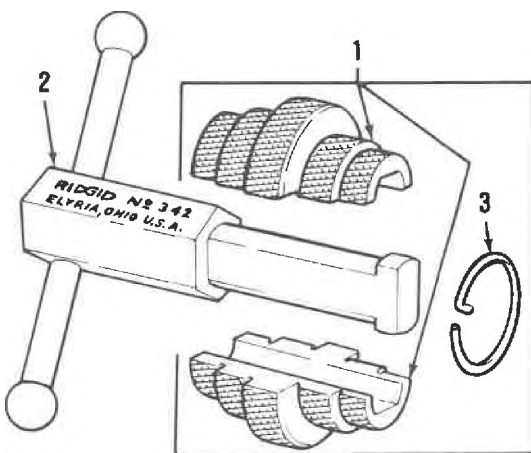


Ref. No.	Description	1010		1017		1019	
		Catalog No.	Old Part No.	Catalog No.	Old Part No.	Catalog No.	Old Part No.
1	Swing Jaw	32740	C-961	32740	C-961	32770	C-146
2	Slide Bar Assembly			32765	D-312-X	32765	D-312-X
3	Sleeve & Handle Assembly			32705	D-313-X	32720	D-398-X
4	Handle Assembly.	32700	D-337-X				
	Fixed Jaw	32710	D-1148	32710	D-1148	32710	D-1148
	Jaw Assembly	32715	D-1148-X	32715	D-1148-X	32725	E-836-X
	Tension Plug	32755	E-504	32755	E-504	32755	E-504
	Coil Spring	32745	E-544	32745	E-544	32745	E-544
9	Washer	32750	E-588	32750	E-588	32750	E-588
10	Spring Pin	32760	E-960	32760	E-960	32760	E-960
11	Spiral Spring	32730	E-4290	32730	E-4290	32730	E-4290
12	Spring Pin	32475	E-6085	32475	E-6085	32475	E-6085

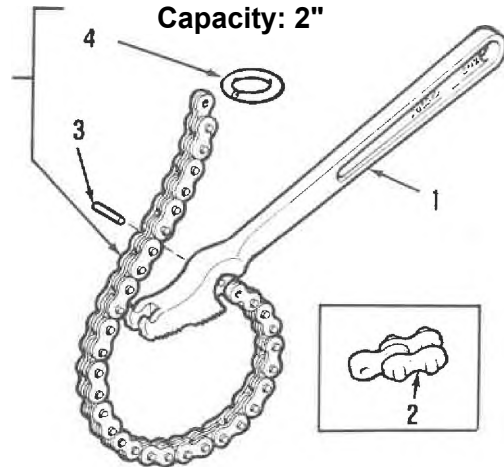
Light-Duty Chain Wrench C-12 Capacity: 2"

No. 342 Internal Wrench

Capacity: 1" through 2"



Ref. No.	Description	Catalog No.	Old Part No.
1	Jaw (1 Set)	32795	E-715-X
2	Handle and Body Assembly	32790	E-716-X
3	Retainer Spring Ring	32800	E-717



Ref. No.	Description	Catalog No.	Old Part No.
1	Handle	32525	B-1717
2	Link	68620	E-1788
3	Pin	32535	E-3276
4	Ring	32555	E-3835
5	Chain Assembly	32530	E-4574-X

*Extra 68620 Chain Link Assemblies are available.

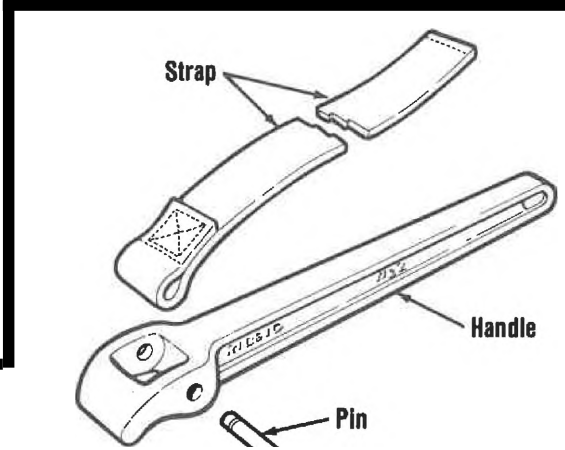
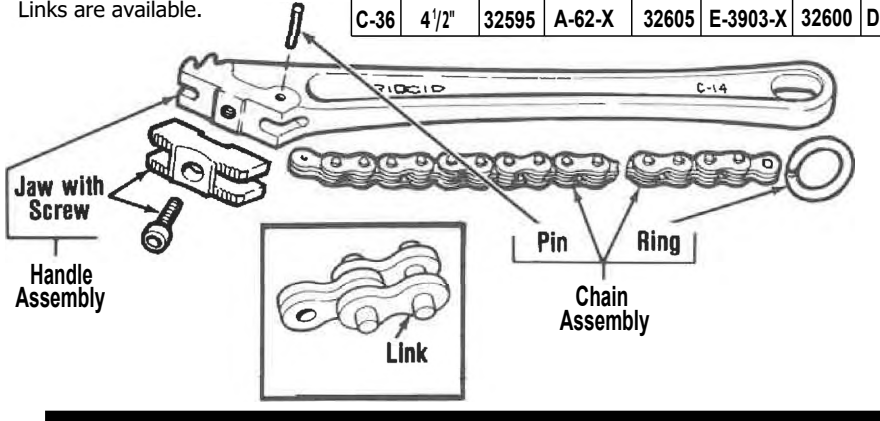
RIDGID Wrenches and Chain Tong

Heavy-Duty Chain Wrench

Capacity: 2" — 4 1/2"

*Extra 68620, 68625 & 68630 Links are available.

Chain Wrench		Handle Assembly		Chain Assembly		Jaw with Screw		Ring		Pin		Link	
Mod. No.	Coupling Capacity	Catalog No.	Old Part No.	Catalog No.	Old Part No.	Catalog No.	Old Part No.	Catalog No.	Old Part No.	Catalog No.	Old Part No.	Catalog No.	Old Part No.
C-14	2"	32540	C-810-X	32545	E-3273-X	32550	E-1641-X	32555	E-3835	32560	E-3948	68620	*E-1788
C-18	2 1/2"	32565	C-882-X	32570	E-3902-X	32575	D-1029-X	32555	E-3835	32580	E-3900	68625	*E-1789
C-24	3"	32585	B-165-X	32570	5E-3902-X	32590	D-477-X	32555	E-3835	32580	E-3900	68625	*E-1789
C-36	4 1/2"	32595	A-62-X	32605	E-3903-X	32600	D-479-X	32555	E-3835	32610	E-3901	68630	*E-1790

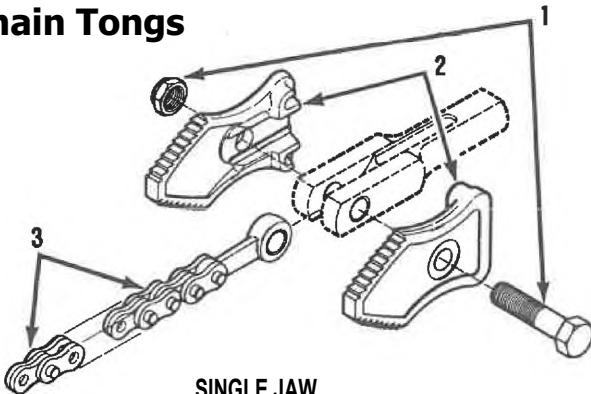


Strap Wrench Capacity: 1/8" through 5"

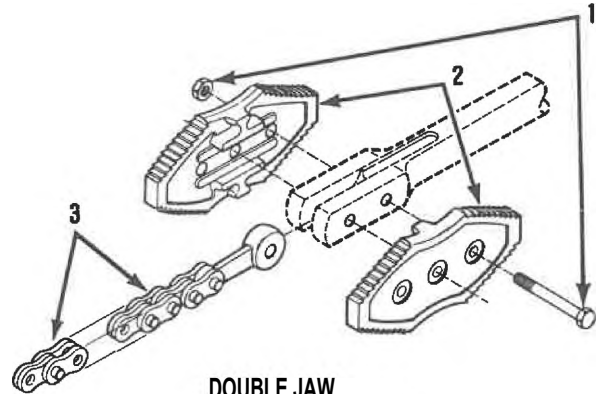
Strap Wrenches		Handle		Pin		Single Strap		Extra Lengths				Bulk Strapping /foot	
Mod. No.	Pipe Capacity	Catalog No.	Old Part No.	Catalog No.	Old Part No.	Catalog No.	Old Part No.	30"		48"		Catalog No.	Old Part No.
								Catalog No.	Old Part No.	Catalog No.	Old Part No.		
1	1/8"-2"	32005	0-1030	32010	E-3778	31990	E-3779					32000	*E-5707
2	1/2"-2"	32040	0-170	32045	F-375	32015	E-5704	32025	E-5705			31995	*E-5708
5	1"-5"	32075	C-219	32080	F-378	32050	E-6121			32055	E-5259	32060	*E-5709
2P	1/8"-2"	32040	D-170	32045	F-375	32035	E-1244						
5P	1"-5"	32075	C-219	32080	F-378	32065	E-1245						

*Bulk strapping is available by the foot. Specify Part Number and length required.

Chain Tong



SINGLE JAW
Capacity: 1/4" - 18"



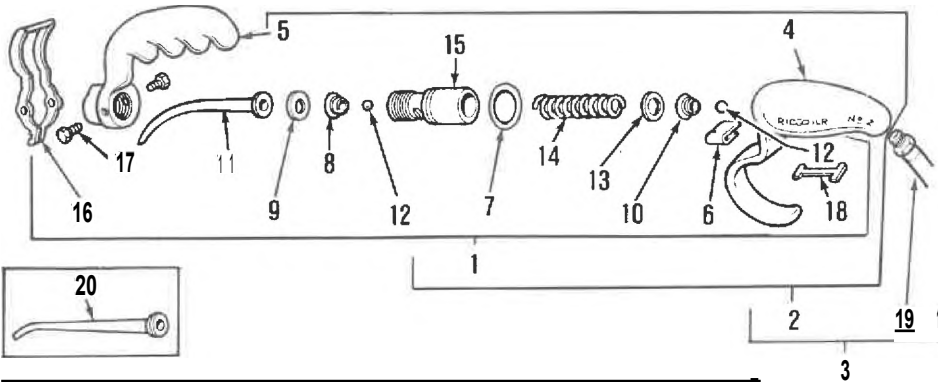
DOUBLE JAW
Capacity: 1/4" - 12"

Ref. No.	Description	Single Jaw						Double Jaw				
		3205	3207	3209	3211	3213	3215	3229	3231	3233	3235	3237
1	Nut & Bolt	92945	92960	92975	92990	93005	93020	93035	93050	93050	93080	93095
2	Jaws	92940	92955	92970	92985	93000	93015	93030	93045	93060	93075	93090
3	Chain	92935	92950	92965	92980	92995	93010	93025	93040	93055	93070	93085

RIDGID Nos. 302 and 318 Oilers

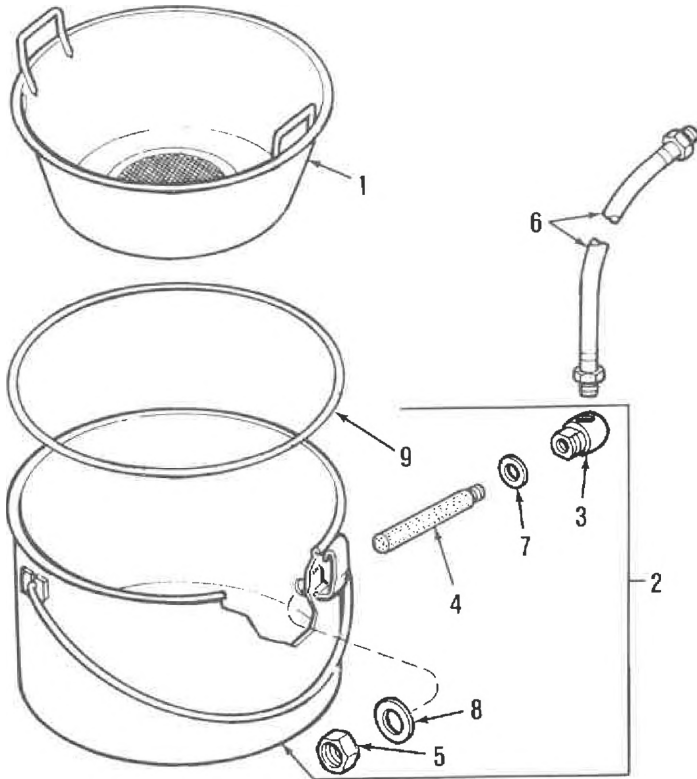
No. 2 Pump Gun

(Used with Nos. 302 and 318 Oilers)



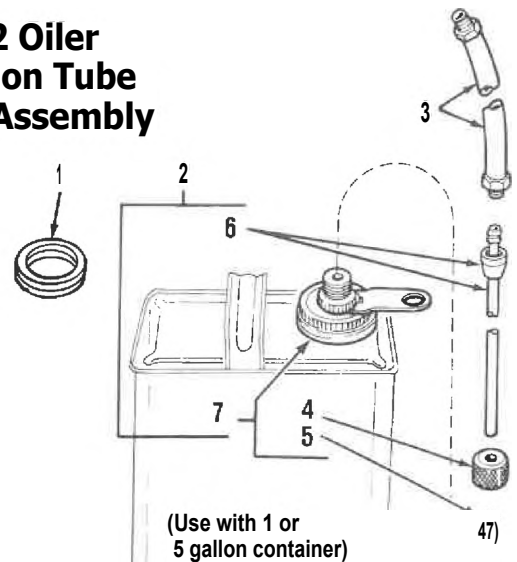
Rel. No.	Description	Catalog No.	Old Part No.
1	Gun Repair Kit	41655	C-850-X
2	No. 2 Pump Gun	41675	C-851-X
3	No. 2 Pump Gun w/Hose	41680	C-852-X
4	Body	41685	D-512-1
5	Handle	41690	D-513
6	Spring Clip	41695	E-429
7	Piston "O" Ring	41700	E-430
8	Exhaust Ball Spring	41710	E-1528
9	Spout Washer (optional)	41715	E-1529
10	Intake Ball Spring	41720	E-1530
11	Spout	41725	E-1531
12	Ball (2)	41730	E-1532
13	Stop Washer	41735	E-1536
14	Piston Spring	41740	E-1537
15	Piston	41745	E-1538
16	Actuator	41750	E-1539
17	Screw (2)	41755	E-1540
18	Link	41760	E-1541
19	Hose with Fittings	41775	E-1784
20	Long Spout (Industrial oiler with small orifice)	41830	E-4358

No. 318 Drip Pan and Oil Pan Assemblies



Ref. No.	Description	Catalog No.	Old Part No.
1	Drip Pan Assembly	41660	B-600-X
2	Oil Pan Assembly	41665	B-615-X
3	Coupling	41705	E-596
4	Strainer	41765	E-1672
5	Hex Jam Nut	40640	E-1724
6	Hose w/Fittings (48" long)	41775	E-1784
7	Washer	41780	E-1785
8	Washer	41790	E-1819
9	Oil Pan Seal	41795	E-2503

No. 302 Oiler Extension Tube & Cap Assembly

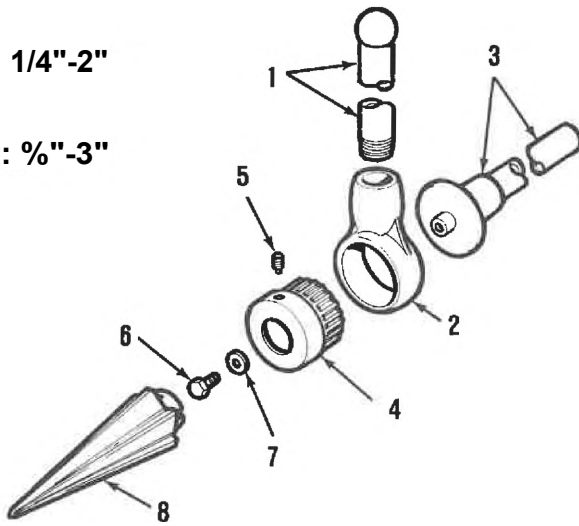


Rel. No.	Description	Catalog No.	Part No.
1	Adapter (Plastic container)	77995	E-3239
2	Extension Tube & Cap Assembly	41670	C-839-X
3	Hose with Fittings	41775	E-1784
4	Lock Nut	41810	E-3506
5	"O" Ring	41815	E-3507
6	Extension Tube & Hose Nipple Assembly	41825	E-3509-X
7	Screw Cap & Nut Assembly	41820	E-3707-X

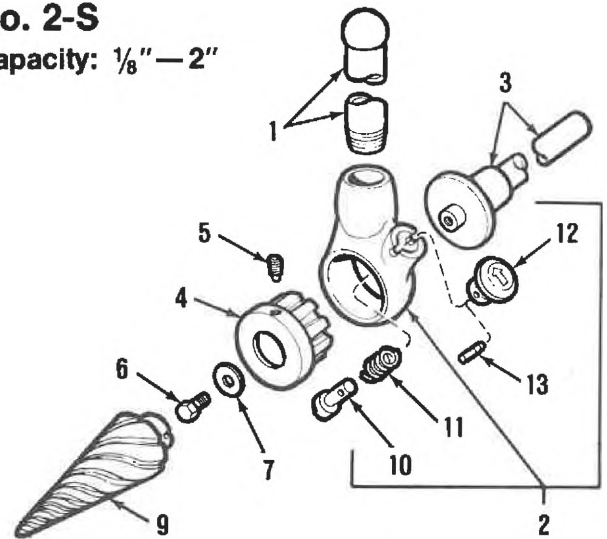
RIND Reamers

No. 2
Capacity: 1/4"-2"

No. 3
Capacity: 5/8"-3"

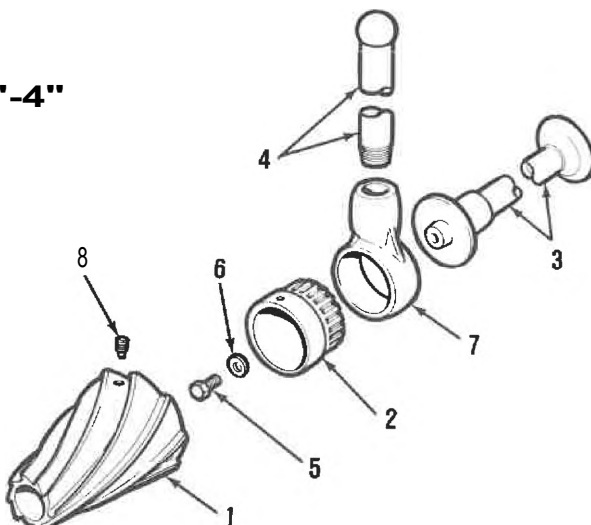


No. 2-S
Capacity: 1/8"—2"



Ref. Na	Description	2		3		2-S	
		Catalog No.	Old Part No.	Catalog No.	Old Part No.	Catalog No.	Old Part No.
1	Handle	35030	E-1176	35030	E-1176	35030	E-1176
2	Ratchet Assembly w/Pawl & Spring	34980	E-3037	35100	E-3042	35065	E-3046
3	Handgrip	34985	0-147	35115	E-204	35070	E-232
4	Ratchet Head	34990	D-174	35105	E-407	35040	D-476
5	Set Screw	35045	E-1646	35045	E-1646	35045	E-1646
6	Screw	35050	E-1644	35050	E-1644	35050	E-1644
7	Washer	35055	E-1645	35055	E-1645	35055	E-1645
8	Straight Reamer Cone	34975	C-213	35090	C-259		
9	Spiral Reamer Cone					35020	C-395
10	Pawl					38690	F-338
11	Spring					38695	F-71
12	Knob					38700	F-70
13	Pin					38705	F-664

No. 254
Capacity: 2 1/2"-4"

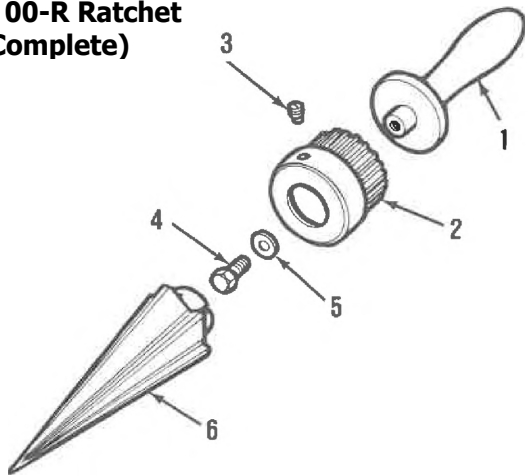


Ref. No.	Description	Catag No.	Old Part No.
1	Spiral Reamer Cone	35135	C-965
2	Ratchet Head	35145	D-1163
3	Handgrip Assembly	35150	E-203
4	Handle	35030	E-1176
5	Screw	35050	[4644
6	Washer	35055	E-1645
7	Ratchet Assembly w/Pawl & Spring	35100	E-3042
8	Set Screw (3)	35140	E-4334

RIDGID Reamer Units

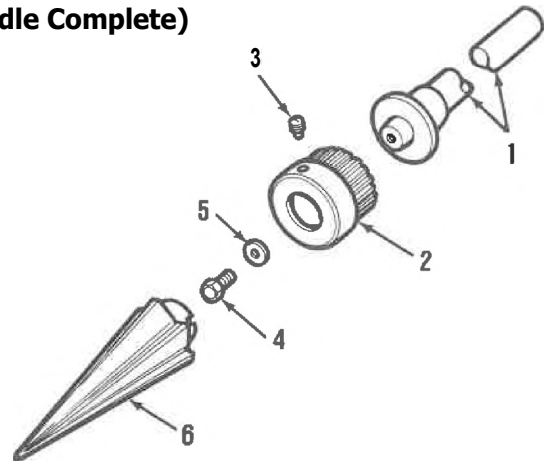
No. 2-U Reamer Unit

(Use with No. 00-R Ratchet and Handle Complete)



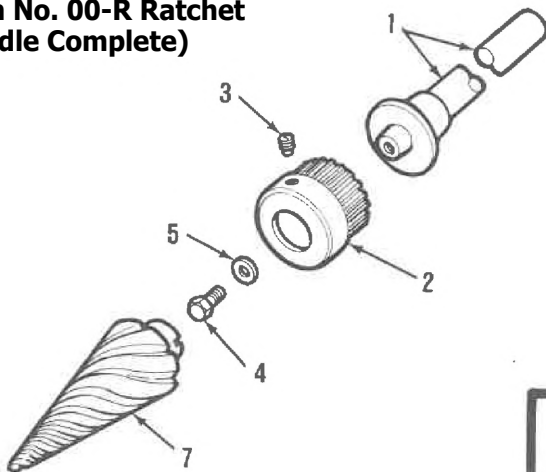
No. 3-U Reamer Unit

(Use with No. 111-R Ratchet and Handle Complete)



No. 2-SU Spiral Reamer Unit

(Use with No. 00-R Ratchet and Handle Complete)



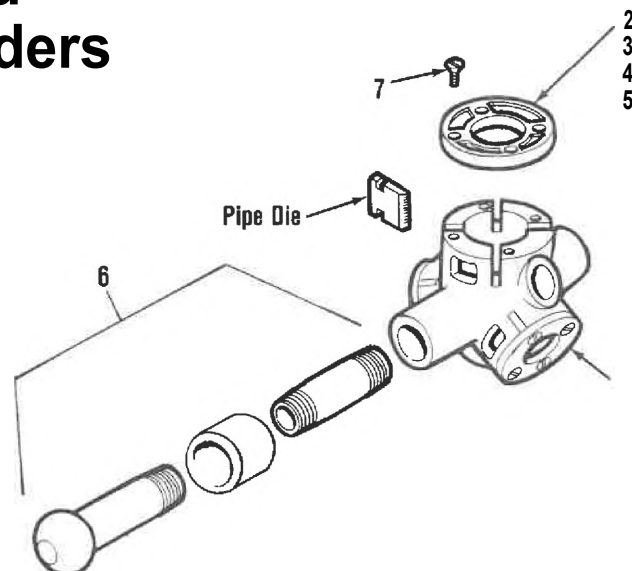
Ref. No.	Description	2-U		3-U		2-SU	
		Catalog No.	Old Part No.	Catalog No.	Old Part No.	Catalog No.	Old Part No.
1	Hand grip	35010	D-775	35125	E-233	35085	E-222
2	Ratchet Head	35015	E-2914	35130	E-1110	35080	E-1248
3	Set Screw	35045	E-1646	35045	E-1646	35045	E-1646
4	Screw	35050	E-1644	35050	E-1644	35050	E-1644
5	Washer	35055	E-1645	35055	E-1645	35055	E-1645
6	Strt. Reamer Cone	34975	C-213	35090	C-259		
7	Spiral Reamer Cone					35020	C-395

No. 30-A Capacity: 3/4" through 3/4"

No. 31-A Capacity: 1/2" through 1"

RIDGID 3-Way Pipe and Conduit Threaders

Ref. No.	Description	30-A		31-A	
		Catalog No.	Old Part No.	Catalog No.	Old Part No.
1	Body	39230	C-153	39235	C-154
2	1" Cover Plate			39710	E-224
3	1 1/2" Cover Plate	39715	E-225	39715	E-225
4	1/2" Cover Plate	39720	E-226	39720	E-226
5	3/4" Cover Plate	38745	E-227		
6	Handle (2)	39530	E-1341	39530	E-1341
7	Cover Plate Screw (4)	38750	E-10496	38750	E-10496
	Pipe Dies	Note Refer to Tool Price List when ordering Dies.			



The Ridge Tool Co.—Elyria, Ohio, U.S.A.

RIDG1D Pipe and Conduit Drop-Head Threaders

Exposed Ratchet Type

No. 00-R

Capacity: 1/8" through 1"

No. 111-R

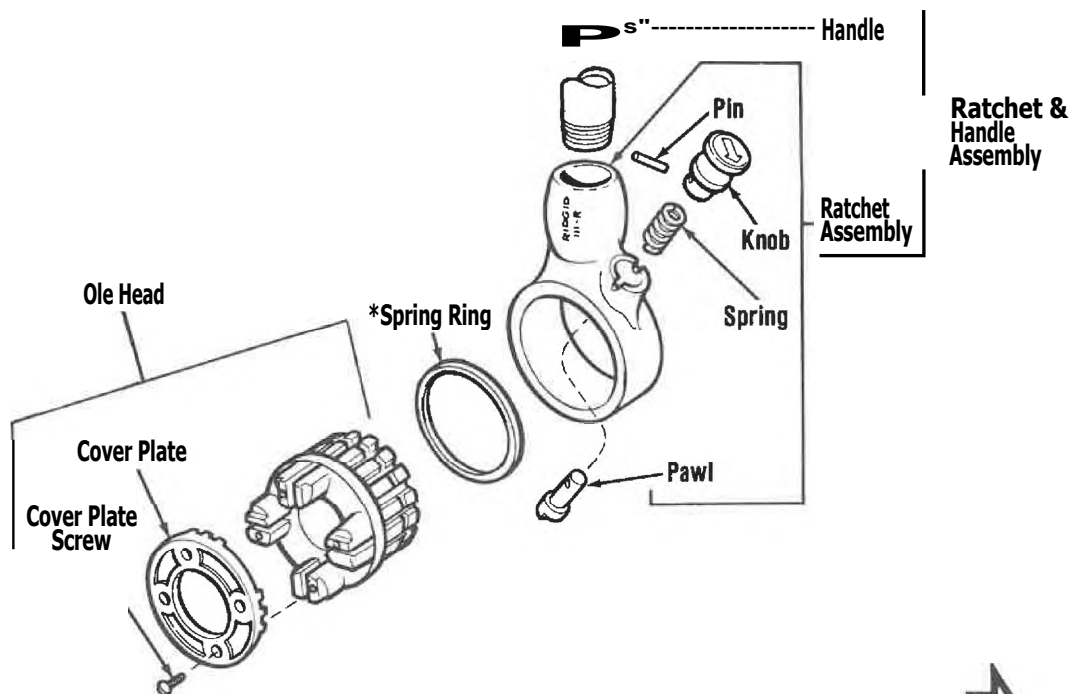
Capacity: 1/2" through 1 1/4"

No. 12-R

Capacity: 1/2" through 2"

No. 12-R IMC

Capacity: 1/2" through 2"



* Used on early models

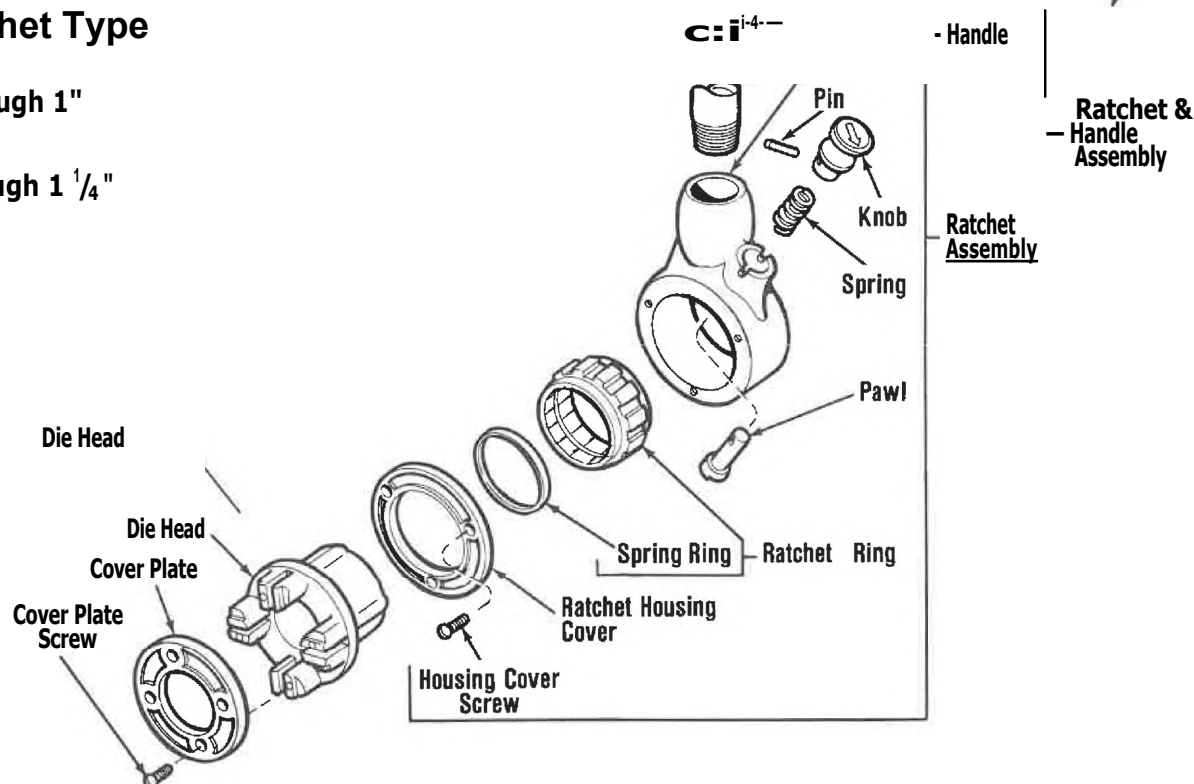
Enclosed Ratchet Type

No. 0-R

Capacity: 1/2" through 1"

No. 11-R

Capacity: 1/8" through 1 1/4"



RIDGID Pipe and Conduit Drop-Head Threaders

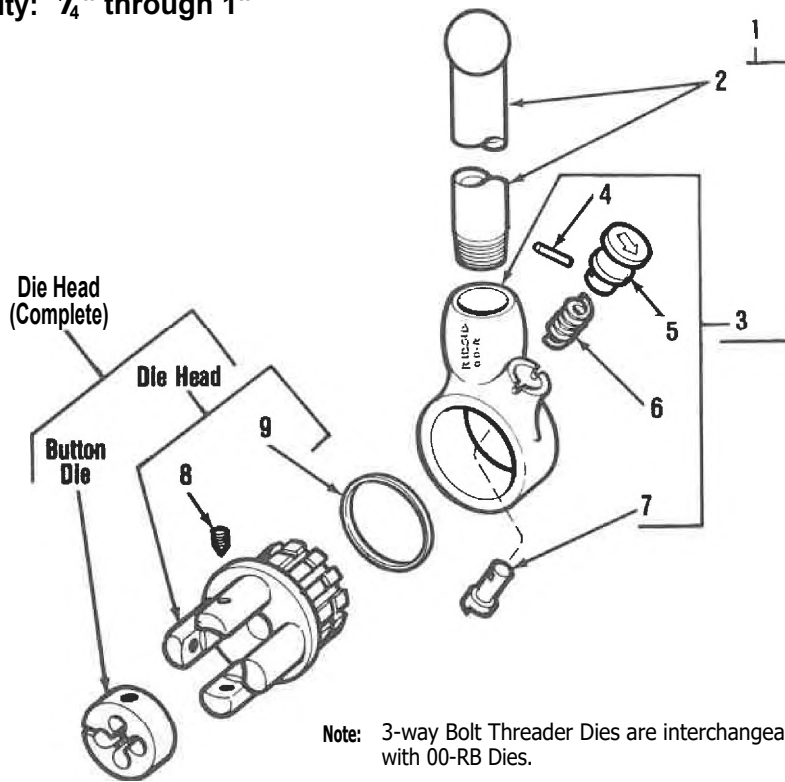
Nos. 00-R, 111-R, and 12-R Exposed Ratchet Type
Nos. O-R and 11-R Enclosed Ratchet Type

Description	00-R	111-R	12-R	12-R IMC	O-R	11-R	
	Catalog No.	Catalog No.	Catalog No.	Catalog No.	Catalog No.	Catalog No.	
Ratchet and Handle Assembly	38540	38550	38555		38535	38545	
Handle	38590	38585	38585		38590	38585	
Ratchet Assembly	38565	38575	38580		38560	38570	
Pin	38705	38705	38705		38705	38705	
Knob	38700	38700	38700		38700	38700	
Spring	38695	38695	38695		38695	38695	
Pawl	38690	38690	38690		38690	38690	
Die Head w/Cover Plate & Screws	1/8"	38710	38840	38890		38630	38785
	1/4"	38730	38850	38900		38635	38790
	3/8"	38740	38855	38905		38640	38795
	1/2"	38755	38860	38910	94060	38645	38800
	3/4"	38765	38865	38915	94065	38650	38805
	1"	38775	38870	38920	94070	38655	38810
	1 1/4"		38875	38925	94075		38815
	1 1/2"			38930	94080		
	2"			38945	94085		
Cover Plate Screw (4)	1/8"-1/4"	38720	38720	38720		38720	38720
	9/16"-1 1/4"	38750	38750	38750		38750	38750
	1 1/2"-2"			38940			
Cover Plate	1/2"	38715	38715	38715		38715	38715
	3/4"	38735	38735	38735		38735	38735
	5/8"	38745	38745	38745		38745	38745
	1/2"	38760	38760	38760		38760	38760
	3/4"	38770	38770	38770		38770	38770
	1"	38780	38780	38780		38780	38780
	1 1/8"		38880	38880			38880
	1 1/2"			38935			
2"			38950				
Die Head—Complete	1/8"-2"			Refer to Tool Price List			
Pipe Die (1 set of 4)	1/2"-2"			Refer to Tool Price List			
Spring Ring	38725	38845	38895		38660	38830	
Housing Cover Screw (3)					38720	38720	
Ratchet Housing Cover					38680	38825	
Ratchet Ring w/Spring Ring					38670	38835	

Note: Specify Catalog Number when ordering.
Used on early models

RIDGID No. 00-RB Ratchet-Type Bolt Threader

Capacity: 1/4" through 1"



Rel. No.	Description	Catalog No.	Old Part No.
1	Ratchet & Handle Assembly	38540	E-3048-X
2	Handle	38590	E-1284
3	Ratchet Assembly	38565	E-3048
4	Pin	38705	F-664
5	Knob	38700	F-70
6	Spring	38695	F-71
7	Pawl	38690	F-338
Die Head—Complete Note: Refer to Tool Price List when ordering Die Heads—Complete.			
Button Die Note: Refer to Tool Price List when ordering lies.			
Die Head		1/4"	38960 E-800
		3/8"	38965 E-801
		1/2"	38970 E-802
		7/16"	38975 E-803
		1/2"	38980 E-804
		9/16"	38985 E-805
		5/8"	38990 E-806
		3/4"	38995 E-807
		7/8"	39000 E-808
		1"	39005 E-809
8	Screw (3)	39020	E-1019
9	Spring Ring	38725	F-301

RIDGID 3-Way Bolt Threaders

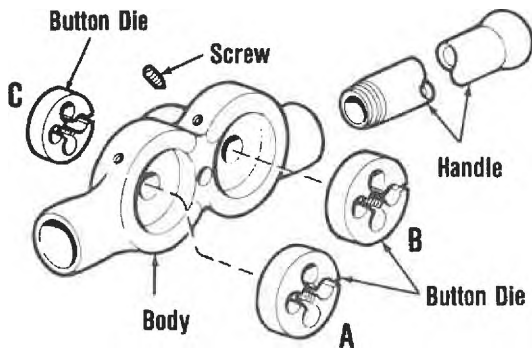
No. 31-B Capacity: 1/4" through 1/2"

No. 33-B Capacity: 3/4" through 3/4"

No. 35-B Capacity: 1/2" through 5/8"

No. 37-B Capacity: 3/4" through 1"

Description	31-B		33-B		35-B		37-B	
	Catalog No.	Old Part No.	Catalog No.	Old Part No.	Catalog No.	Old Part No.	Catalog No.	Old Part No.
Handle (2)	39045	E-1287	39045	E-1287	39045	E-1287	39535	E-1342
Body	39025	D-506	39030	D-351	39035	D-369	39040	C-354
Screw (9)	39015	E-1018	39015	E-1018	39015	E-1018	39015	E-1018
Button Die	Refer to Tool Price List.							

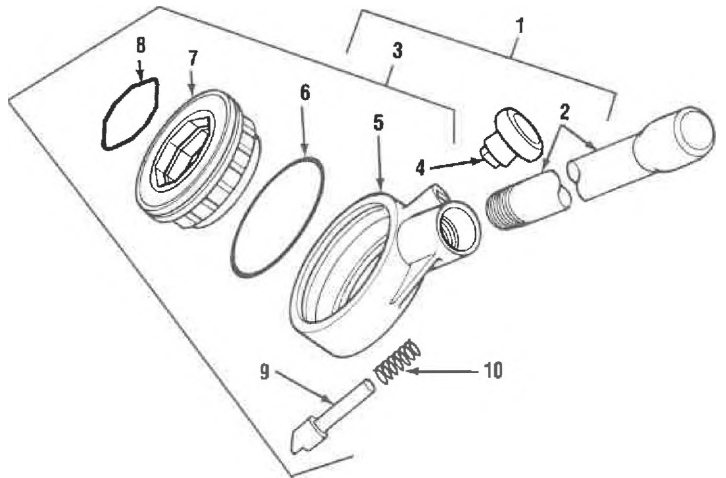


Model No.	Refer to A, B & C For Button Die Combinations											
	31-B			33-B			35-B			37-B		
O.D. of Button Die	"	1"	1 1/2"	1"	1 1/2"	1 1/2"	1 1/2"	1 1/2"	2	2"	2 1/4"	
Button Die Location	A	B	C	A	B	C	A	B	C	A	B	C
Rod Diameter	1/4"	3/8"	1/2"	3/8"	1/2"	5/8"	1/2"	9/16"	5/8"	3/4"	7/8"	"
		5/16"	3/8"	1/4"	1/2"	5/8"						
		7/16"	1/2"	3/8"	1/2"	5/8"						
			7/16"									

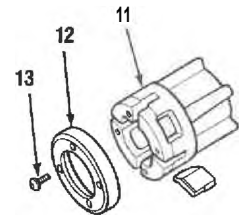
NOTE: 1. 00-RB Dies are interchangeable w/above Button Dies.
 2. To use 7/16" Button Die in 31-B or 33-B enlarge Pilot Hole to 15/32"
 3. To use 9/16" or 5/8" Button Dies in 31-B enlarge Pilot Hole to 19/32" or 21/32"

RIDGID R-200 Ratchet Threader Parts

Ref. No.	Catalog No.	Description
1	37777	Ratchet & Handle Assembly
2	38585	Handle
3	39177	Ratchet Assembly
4	39197	Knob
5	39182	Ratchet Housing
6	39172	Spring - Housing
7	39187	Ratchet Ring
8	38830	Spring - Ratchet Ring
9	39192	Pawl
10	39202	Pawl Spring



Ref. No.	Description		NPT/NPSM	BSPT/BSPP	IMC	JIS	BEC	ISO
			Catalog No.	Catalog No.	Catalog No.	Catalog No.	Catalog No.	Catalog No.
11	Die Head	1/8"	39207	39207				
		1/4"	39222	39222				
		3/8"	39237	39237				
		1/2"	39252	39252	39257	39262	39462	
		3/4"	39277	39277	39282	39287	39482	
		1"	39302	39312	39307	39317	39492	
		1 1/4"	39332	39342	39337	39347	39502	
		1 1/2"	39362	39362	39367	39372	39512	
		2"	39387	39387	39392	39397		
		16mm						39412
		20mm						39422
		25mm						39432
		32mm						39442
		40mm						39452
12	Cover Plate	1/8"	39212	39212	39212	39212		
		1/4"	39227	39227	39227	39227		
		3/8"	39242	39242	39242	39242		
		1/2"	39267	39267	39267	39267	39467	
		3/4"					39477	
		1"	39292	39292	39292	39292	39487	
		1 1/4"	39322	39322	39322	39322	39497	
		1 1/2"	39352	39352	39352	39352	39507	
		2"	39377	39377	39377	39377	39517	
		16mm	39402	39402	39402	39402		39417
		20mm						39427
		25mm						39437
		32mm						39447
		40mm						39457
13	Screws (RTH) Screws (VT iti)		39542	39542	39542	39542	39542	39542
			39547	39547	39547	39547	39547	39547



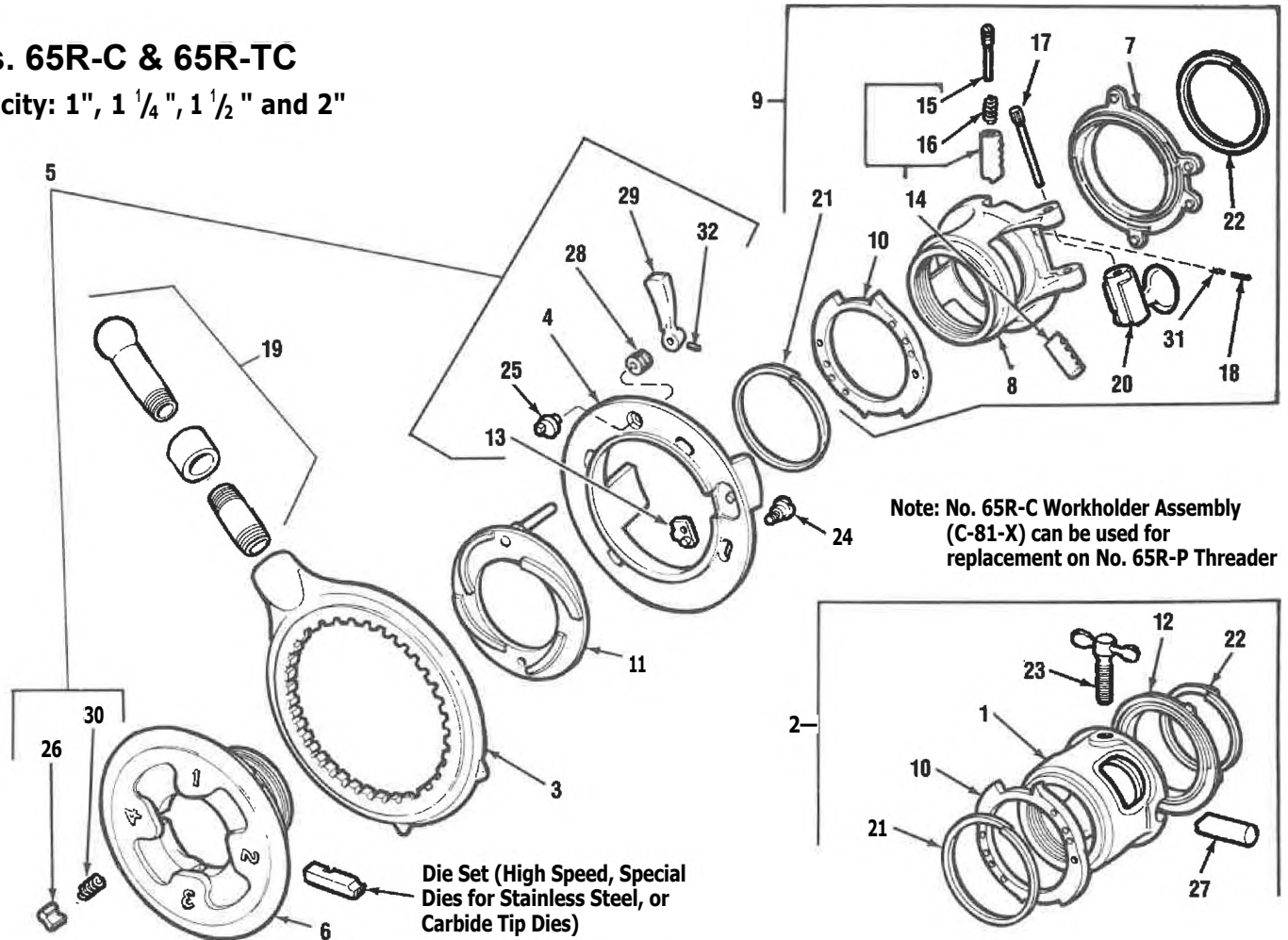
NPT - National Pipe Taper
NPSM - National Pipe Straight Mechanical
BSPT - British Standard Pipe Taper

BSPP - British Standard Pipe Parallel
IMC - Intermediate Metal Conduit
JIS - Japanese International Standards
BEC - British Electrical Conduit

ROOD Nos. 65R-C & 65R-TC Pipe & Conduit Threaders

Nos. 65R-C & 65R-TC

Capacity: 1", 1 1/4", 1 1/2" and 2"

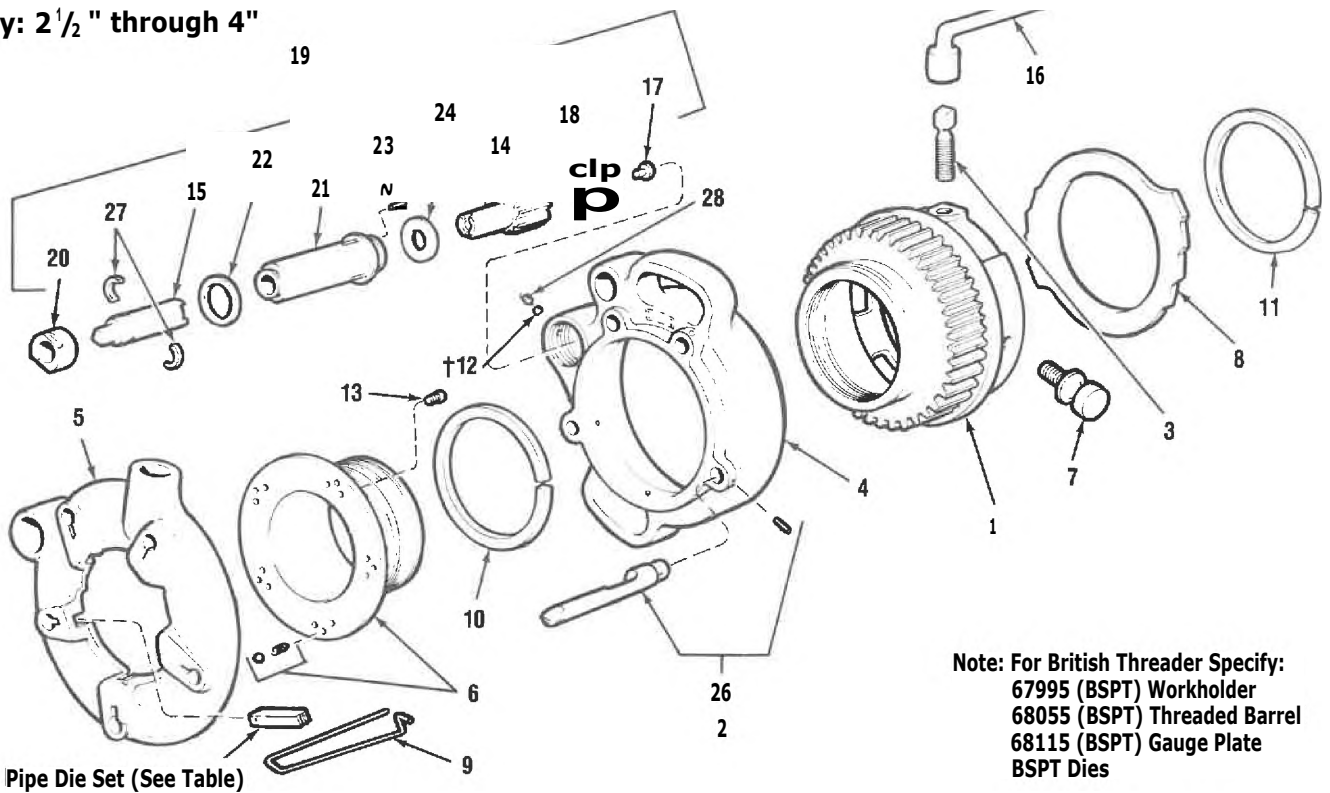


Ref. No.	Description	Catalog No.	Old Part No.
1	65R-C Workholder (Cam Type) N.P.T.	39335	C-81
	65R-C Workholder (Cam Type) B.S.P.T.	68100	
2	65R-C Workholder Assy. (Cam Type) N.P.T.	39340	C-81-X
	65R-C Workholder Assy. (Cam Type) B.S.P.T.	68110	
3	Ratchet Ring	39205	C-104
4	Drive Plate	39215	C-148-1
5	Jam Proof Drive Plate Assembly	39220	C-148-1-X
6	Head N.P.T.	39245	C-246
	Head B.S.P.T.	68060	
7	Gauge Ring	39290	C-418
8	Tru-Center Workholder N.P.T.	39295	C-491
	Tru-Center Workholder B.S.P.T.	68070	
9	65R Tru-Center Workholder Assy. N.P.T.	39300	C-491-X
	65R Tru-Center Workholder Assy. B.S.P.T.	68075	
10	Change Plate N.P.T.	39400	D-34
	Change Plate B.S.P.T.	68125	
11	Cam Plate	39450	D-78
12	Gauge Ring	39370	O-114
13	Throwout Plate	39405	D-350
14	Workholder Jaw (3 per set) (2 solid & 1 spring loaded)	39425	D-470-X

Ref. No.	Description	Catalog No.	Old Part No.
15	Set Screw	39485	E-1124
16	Compression Spring	39490	E-1125
17	Locking Cam Pin	39500	E-1128
18	Stop Pin	39505	E-1129
19	Pipe Handle	39545	E-1347
20	Locking Cam	39555	E-1425
21	Change Plate Spring Ring	39975	F-68
22	Gauge Plate Spring Ring	39980	F-69
23	Clamp Screw	39985	F-73
24	Drive Plate Screw (4)	39990	F-74
25	Release Cam	39995	F-75-X
26	Pawl (2)	39875	F-107
27	Workholder Jaw (2)	39880	F-132
28	Release Cam Flat Spring (2)	39885	F-163
29	Release Cam Lever	39895	F-213
30	Pawl Spring (2)	39900	F-263
31	Coil Spring	39915	F-282
32	Cam Lever Pin	39965	F-671

RIDGID AO. 4PJ Pipe Conduit Geared Threader

Capacity: 2 1/2" through 4"



Note: For British Threader Specify:
 67995 (BSPT) Workholder
 68055 (BSPT) Threaded Barrel
 68115 (BSPT) Gauge Plate
 BSPT Dies

Ref. No.	Description	1 Catalog No.	Old Part No.
1	NPT Workholder	39135	B-185-1
	BSPT Workholder	67995	B-185-1-B
2	Straight Post with Pin (5)	39725	E-2445
3	Clamp Screw	39935	F-405
4	Gear Case	39140	B-186-1-J
5	Head	39170	B-756
6	NPT Barrel with Balls and Springs	39240	C-235-X
	BSPT Barrel with Balls and Springs	68055	C-235-BX
7	Gauge Screw (2)	39910	F-274-1
8	NPT Gauge Plate	39375	D-123
	BSPT Gauge Plate	68115	D-123-B
9	Safety Pin	39925	F-387
10	Gear Case Spring Ring	39730	E-258
11	Gauge Plate Spring Ring	39735	E-259
t12	Nylon Plug	32755	E-504
13	Barrel Screw (10)	32275	E-1028
14	Pinion Shaft	39470	E-1075
	Pinion Shaft (Early Style)	39600	*E-1936-1
15	Drive Shaft	39475	E-1086
	Drive Shaft (Early Style)	39590	"E-1935-1

* Required for replacement on early models that incorporate the 39630/E-1945-1 Centering Pin used between 39600/E-1936-1 Pinion Shaft and 39500/E-1935-1 Drive Shaft.

Note: Early models incorporating 39600 Pinion Shaft and 39590 Pinion Shaft with 39630 Center Pin can be updated by replacing entire Pinion Shaft Assy. with 39595 Pinion Shaft Assy. (Ref. No. 19)

t Service Note: Nylon Plug (Ref. No. 12) should be replaced anytime pinion shaft Assy (Ref. No. 19) is removed from gear case.

Ref. No.	Description	Catalog No.	Old Part No.
16	Wrench	39585	E-1731
17	Wear Plug	39810	E-3838
18	Spring	39815	E-4669
19	Pinion Shaft Assembly	39595	E-1936-1-X
20	Retaining Collar	39605	E-1937
21	Pinion Sleeve	39610	E-1938-X
22	Pressure Ring	39615	E-1939
23	Pressure Pin (3)	39620	E-1940
24	Pinion Shaft Ring	39625	[1941
25	Center Pin	39630	*E-1945-1
26	Taper Post with Pin (5)	39635	E-1946
27	Split Ring	39695	E-2016
28	Set Screw	58720	E-2378

Note: When using N.P.S.M. Dies, Ref. No. 2 must be used.

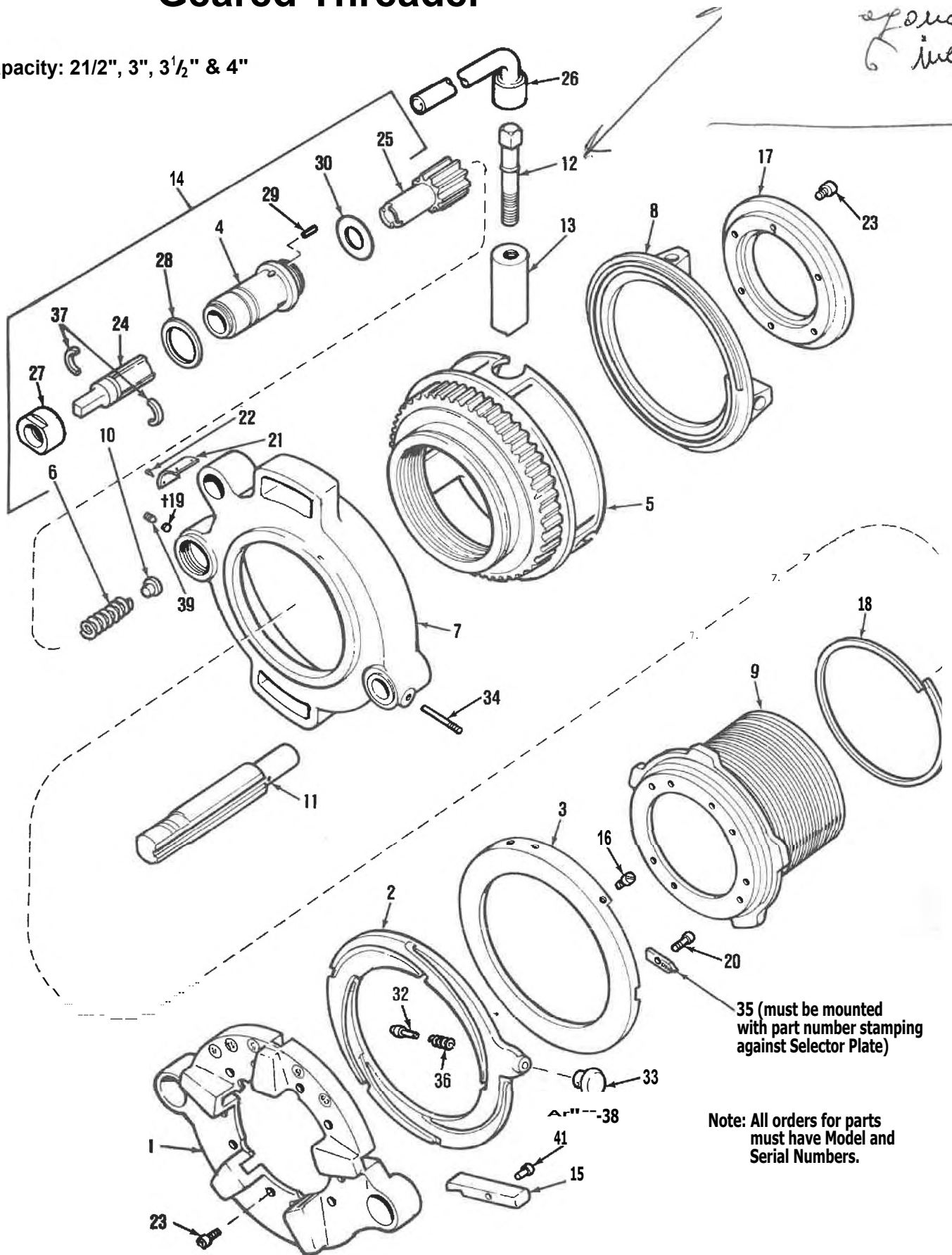
Pipe Die Sets Available	Sizes
Alloy N.P.T. Tapered Pipe Dies	2 1/2", 3", 3 1/2", 4"
Conduit Dies, Alloy, N.P.S.M.	
High Speed Pipe Dies	

Note: Refer to Tool Price List when ordering Dies.

RIDGID No. 141 Pipe & Conduit 2 givi Geared Threader

Capacity: 2 1/2", 3", 3 1/2" & 4"

*Form
Illustration*



35 (must be mounted with part number stamping against Selector Plate)

Note: All orders for parts must have Model and Serial Numbers.

RIDGID No. 141 Pipe & Conduit Geared Threader

Capacity: 2 1/2", 3", 3 1/2" & 4"

Ref. No.	Description	Catalog No.	Old Part No.
1	Head	39175	B-931
2	Cam Plate	39180	B-932
3	NPT Selector Plate	39185	B-933
	BSPT Selector Plate	39190	B-933-B
	Selector Plate F/Cast Iron	39110	B-168
4	Pinion Sleeve	39825	E-6027-X
5	NPT Workholder	39195	B-934
	BSPT Workholder	68040	B-934-B
6	Spring	39815	E-4669
7	Gear Case	39200	B-935
8	Workholder Scroll	39100	B-1319
9	NPT Threaded Barrel	39320	C-659
	BSPT Threaded Barrel	68090	C-659-B
10	Wear Plug	39810	E-3838
11	NPT Guide Post	39330	C-782
	BSPT Guide Post	68020	C-782-B
12	Clamp Screw with Clip	39795	E-3583-X
13	Workholder Jaw (3 per set)	39345	C-853-X
14	Pinion Shaft Assembly	39360	C-888-X
15	NPT dies (5 per set) (one set threads)	38120	D-745-X
	BSPT Dies (5 per set) (one set threads)	66625	D-874-X
16	Stop Screw	39790	E-3384
17	Retaining Ring	39455	D-990
18	Gear Case Spring Ring	39730	E-258
t19	Nylon Plug	32755	E-504
20	Guide Block Screw	39830	E-611

*Parts used on threaders using 39630 Centering Pin

t Service Note: Nylon Plug (Ref. No. 19) should be replaced anytime pinion shaft assy. (Ref. No. 14) is removed from gear case

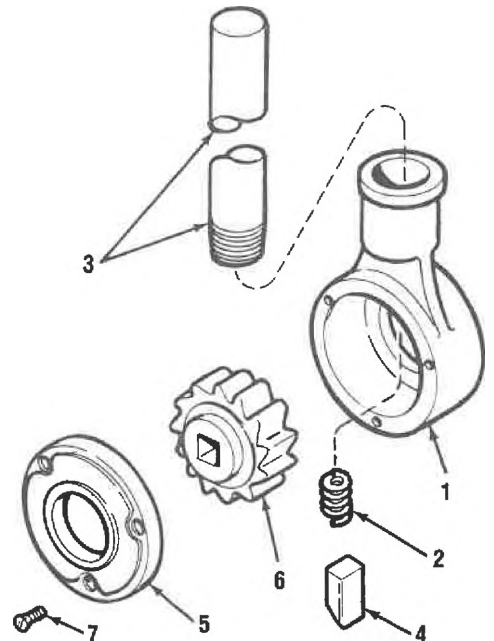
Ref. No.	Description	Catalog No.	Old Part No.
21	Name Plate	39835	E-620
22	Drive Screw (4)	46870	E-913-1
23	Screw (16)	32275	E-1028
24	Drive Shaft	39465	E-1074
25	Pinion Shaft with Gear	39470	E-1075
26	Wrench	39585	E-1731
27	Pinion Shaft Retaining Collar	39605	E-1937
28	Pressure Ring	39615	E-1939
29	Pressure Pin (3)	39620	E-1940
30	Pinion Shaft Ring	39625	E-1941
31	Center Pin	39630	*E-1945-1
32	Locating Pin (2)	39640	E-1994
33	Knob (2)	39645	E-1995
34	Guide Post Screw	39650	E-1996
35	Guide Block	39655	E-1997
36	Spring (2)	39690	E-2009
37	Split Ring	39695	E-2016
38	Pin (2)	44925	E-2242
39	Set Screw	58720	E-2378
40	Drive Shaft	39740	*E-2778
41	Die Pin and Clip (Set of 5)	39750	E-2922

RIDGID Ratchet and Handle

No. D-1440

Note: Used with Nos. 4PJ, 141 and 161 Threaders. Also fits Toledo-Beaver, Nye & Armstrong 4" Geared Threaders & Cut-off Tools.

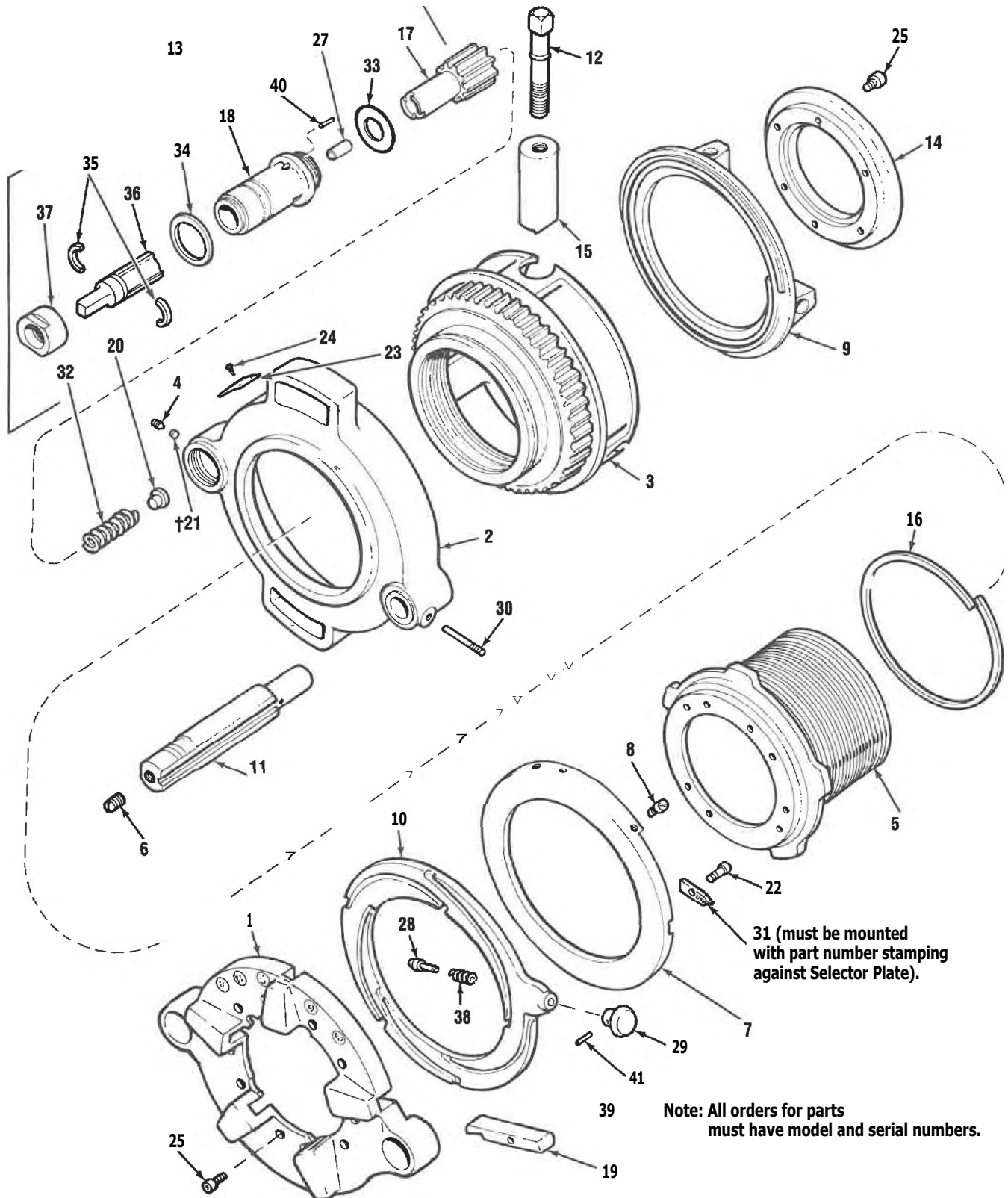
Ref. No.	Description	Catalog No.	Old Part No.
1	Ratchet Case	39390	0-223
2	Pawl Spring	38695	F-71
3	Handle	39420	D-466-X
4	Pawl	39940	F-429
5	Ratchet Cover	39800	E-369
6	Ratchet Wheel	39805	E-370
7	Cover Screw (3)	39570	E-1710



RICGID No. 161 Pipe & Conduit Geared Threader

Capacity: 4", 4 1/2", 5" & 6"

04) 26



RIDGID I_o. 161 Pipe & Conduit Geared Threader

Capacity: 4", 4 1/2", 5" and 6"

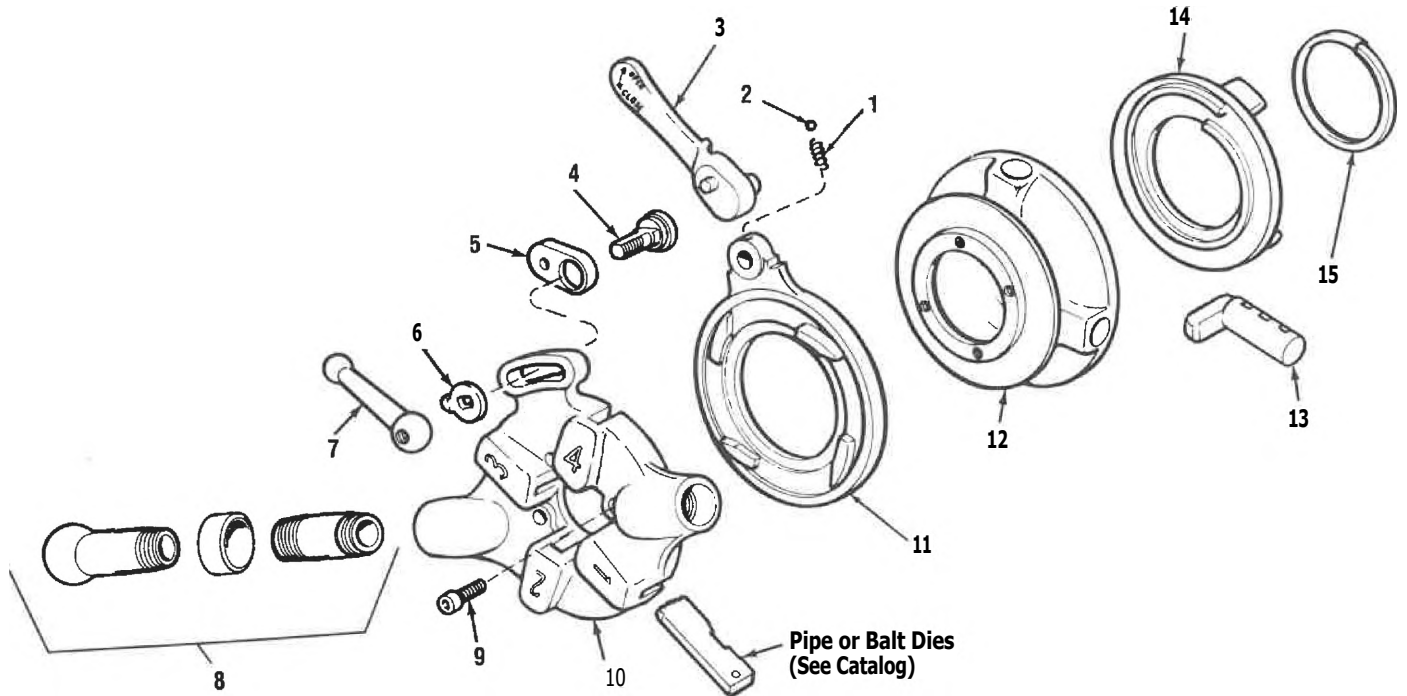
Ref. No.	Description	Catalog No.	Old Part No.
1	Head	39085	A-20
2	Gear Case	39090	A-21
3	Workholder (NPT)	39095	A-33
	Workholder (BSPT)	67990	A-33-B
4	Set Screw	58720	E-2378
5	Threaded Barrel (NPT)	39160	B-679
	Threaded Barrel (BSPT)	68010	B-679-B
6	Set Screw	39780	E-3303
7	Selector Plate (NPT)	39165	B-680
	Selector Plate (BSPT)	68015	B-680-B
	Selector Plate (Cast Iron)	39115	B-169
8	Stop Screw	39790	E-3384
9	Workholder Scroll	39105	B-1333
10	Cam Plate	39310	C-561
11	Guide Post (NPT)	39315	C-571
	Guide Post (BSPT)	68080	C-571-B
12	Clamp Screw with Clip	39795	E-3583-X
13	Pinion Shaft Assembly	39325	C-778 -X
14	Retaining Plate	39350	C-854
15	Workholder Jaw (3 per set)	39355	C-855-X
16	Gear Case Spring Ring	39430	D-576
17	Pinion Shaft with Gear	39365	D-578
18	Pinion Sleeve	39435	D-579-X
19	Dies (NPT) (5 per set) (one set threads)	38155	D-605-X
	Dies (BSPT) (5 per set) (one set threads)	66620	D-917-X

Ref. No.	Description	Catalog No.	Old Part No.
20	Wear Plug	39810	E-3838
t21	Nylon Plug	32755	E-504
22	Guide Block Screw	39830	E-611
23	Name Plate	39840	E-621
24	Drive Screw (4)	46870	E-913-1
25	Screw (16)	32270	E-1027
26	Wrench	39585	E-1731
27	Center Pin	39630	E-1945-1
28	Locating Pin (2)	39640	E-1994
29	Knob (2)	39645	E-1995
30	Screw	39650	E-1996
31	Guide Block	39655	E-1997
32	Spring	39660	E-2000
33	Pinion Shaft Ring	39665	E-2001
34	Pressure Ring	39670	E-2002
35	Split Ring	39675	E-2003
36	Drive Shaft	39680	E-2004
37	Retaining Collar	39685	E-2005
38	Spring (2)	39690	E-2009
39	Die Pin and Clip (Set of 5)	39700	E-2158
40	Pressure Pin (3)	39705	E-2200
41	Pin (2)	44925	E-2242

t Service Note: Nylon Plug (Ref. No. 21) should be replaced anytime pinion shaft assy. (Ref. No. 13) is removed from gear case

RIDGID No. 504/No. 504A Pipe & Conduit Threader

Capacity: $\frac{1}{2}$ " through 2" Pipe & Conduit
 $\frac{3}{4}$ " through 2" Bolt

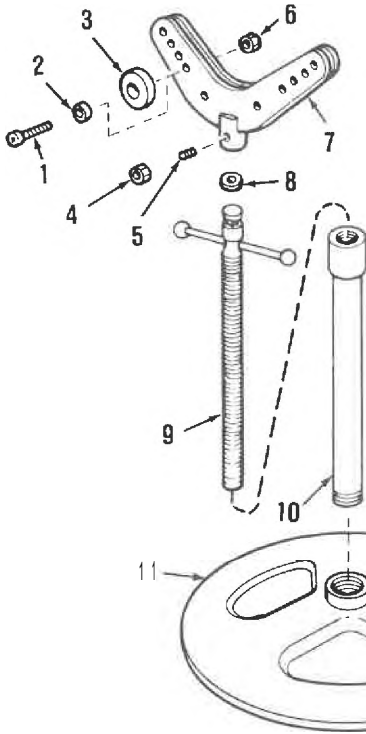


Ref. No.	Description .	Catalog No.
1	E-1120 Coil Spring	39480
2	E-1173 Ball	39510
3	E-660 Throwout Lever	46520
4	E-933 Lock Screw	39860
5	F-536 Throwout Link	39950
6	E-1042 Washer	39460
7	F-672 Clamp Lever	39970
8	E-1341 Handle (2)	39530
9	E-1670 Screw $\frac{5}{16}$ -18 x $\frac{3}{4}$ SHCS (4)	39565
10	B-310-1 Head (504 - NPT)	39150
	B-310-1B Head (504 - BSPT)	68005
	Head (504A - NPT)	43322
	Head (504A - BSPT)	43327
11	C-377 Cam Plate	39260
12	C-403-2 Workholder (504)	39280
	Workholder (504A)	43332
13	D-446-1 Jaw Set (504)	39410
	Jaw Set (504A)	41017
14	C-368-1 Scroll (504)	39255
	Scroll (504A)	41012
15	F-69 Spring Ring	39980

RIDGID Adjustable Pipe Supports

No. 965

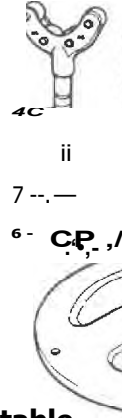
(Adjustable from 26" to 40")



Ref. No.	Description	No. 965 Catalog No.
1	Screw (4)	89020
2	Spacer (4)	87840
3	Roller (4)	87835
4	Jam Nut	40350
5	Set Screw	35045
6	Nut (4)	83890
7	Roller Bracket	89005
8	Washer	58535
9	Screw	89010
10	Lower Post	89015
11	Base	89075

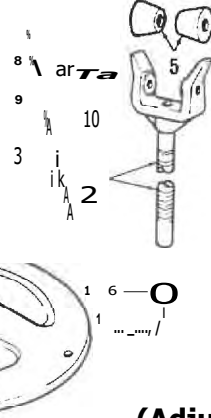
No. 46

(Adjustable from 23" to 33")



No. 92

(Adjustable from 32" to 41")



Ref. No.	Description	46	92
		Catalog No.	Catalog No.
1	Base	42515	42515
2	Upper Post & Frame Assembly		42520
3	Lower Post	42530	42525
4	Post, Bracket & Roll Assembly	42535	
5	Roller (2)		42540
6	Lower Spring Ring	42550	42550
7	Upper Spring Ring	42555	42555
8	Adjusting Collar	42545	42545
9	Ball (4)	42560	42560
10	Shaft, Spring & Clip Assembly		42565

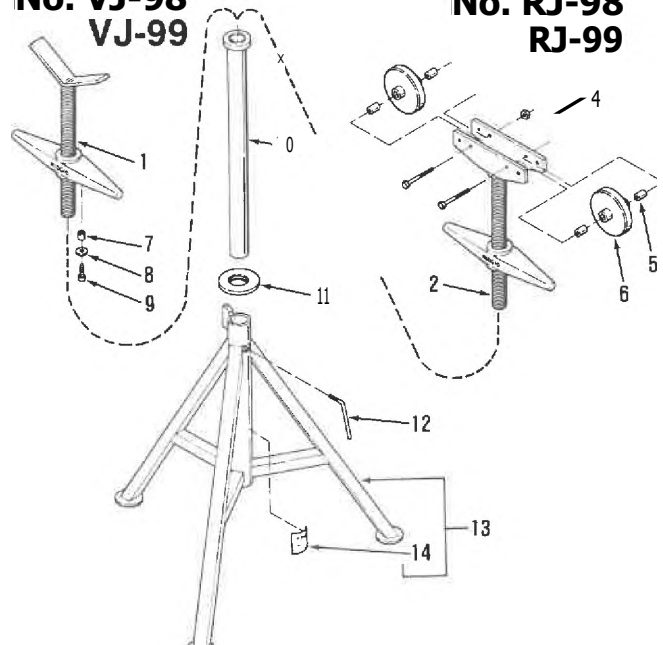
Re. Nof.	Description	Catalog No.
—	1/J-99 Pipe Jack Complete	15227
—	RJ-99 Pipe Jack Complete	15232
—	VJ-98 "Low" Pipe Jack Complete	21977
—	RJ-98 "Low" Pipe Jack Complete	21982
1	V-Head Screw Assy.	15802
2	R-Head Screw Assy.	15837
3	Bolt - 3/8-16 x 2-3/4 (2)	60640
4	Lock Nut - 3/8 - 16 (2)	79985
5	Set of 2 Bushings (2 Sets Required)	15822
6	Roller - (2)	mgla
7	Collar	15812
8	Washer - 3/8 Type A "Wide" [5]	44230
9	Screw - 3/8-16 x 1 Hex Socket Cap [5]	46750
10	Elevator Tube (RJ-99 & VJ-99)	15797
	Elevator Tube (RJ-98 & VJ-98)	23117
11	Locking Ring	15807
12	Hand Screw	15832
13	Base (RJ-99 & VJ-99)	15852
	Base (RJ-98 & VJ-98)	21997
14	Capacity Sticker (RJ-99 & VJ-99)	15817
	Capacity Sticker (RJ-98 & VJ-98)	

(3) Total Quantity Required.

[2] Quantity Supplied per package when specified catalog number is ordered.

No. VJ-98 VJ-99

No. RJ-98 RJ-99



Adjustment Height VJ-98, RJ-98 18"-35"
VJ-99, RJ-99 27"-50"

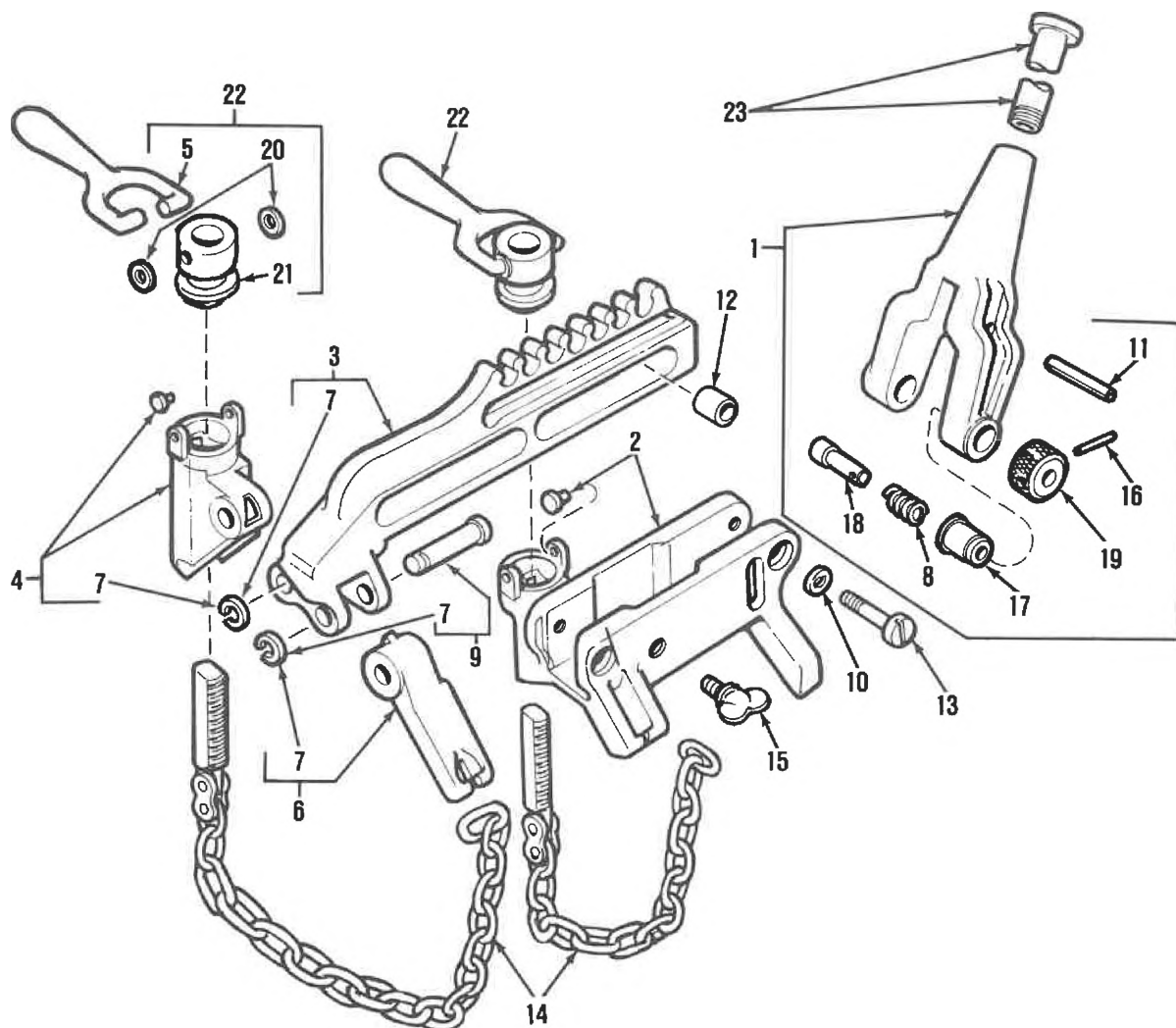
The Ridge Tool CO.—Elyria, Ohio, U.S.A.

4/90

21

R1DGID No. 228 Soil Pipe Assembly Tool

Capacity: 2" through 8"

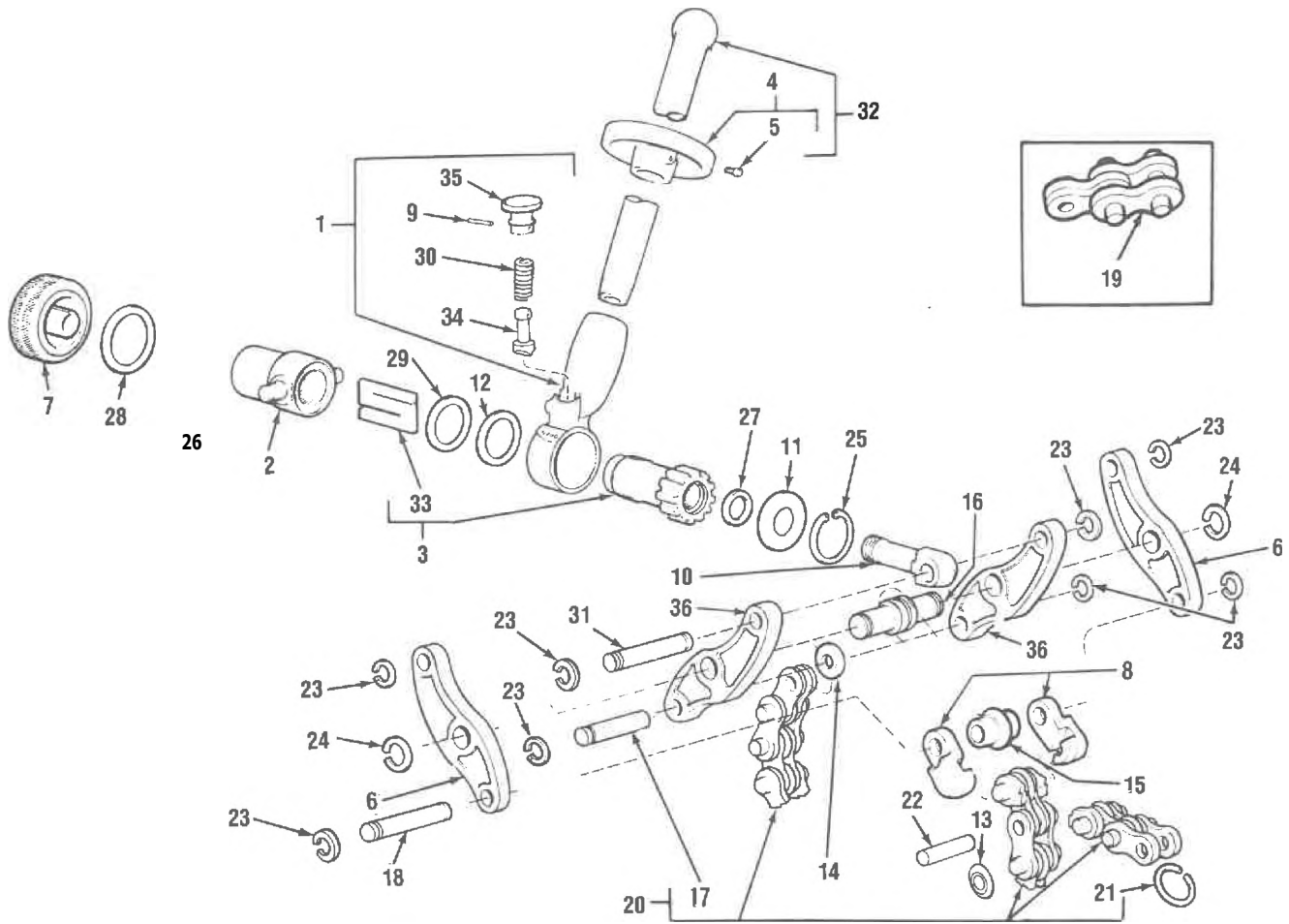


Ref. No.	Description	Catalog No.	Old Part No.
1	Yoke Assembly	33315	C-272-X
2	Housing w/Pivot Pin	33405	C-1070-X
3	Slide Assembly	33410	C-1071-X
4	Hinged Jaw Assembly	33415	C-1072-X
5	Handle (2)	32190	D-11
6	Hinged Hook Assembly	33530	D-660-X
7	Retaining Ring (2)	33685	E-136
8	Coil Spring (2)	33725	E-174
9	Hinge Pin Assembly (2)	33775	E-695-X
10	Lock Washer (2)	35530	E-1715
11	Ratchet Pin	34375	E-2464
12	Slide Roller (2)	34380	E-2466

Ref. No.	Description	Catalog No.	Old Part No.
13	Slide Roller Screw (2)	34385	E-2467
14	Chain and Screw Assembly (2)	34390	E-2469-X
15	Thumb Screw	34395	E-2473
16	Pin (2)	34400	E-2474
17	Insert (2)	34405	E-2475
18	Pivot Pin (2)	34410	E-2476
19	Knob (2)	34415	E-2477
20	Washer (4)	34430	E-2485
21	Swivel Nut (2)	32200	F-42
22	Handle and Nut Assembly (2)	34795	F-42-X-1
23	Handle	47090	F-527

RIDG1D No. 206 No-Hub® Soil Pipe Cutter

No-Hub® Soil Pipe Capacity: 2"-6"



Ref. No.	Description	Catalog No.	Old Part No.	Ref. No.	Description	Catalog No.	Old Part No.	Ref. No.	Description	Catalog No.	Old Part No.
1	Ratchet Assembly	33425	D-2-X	14	Cutter Whl Assy (Ind Ref #23)	33630	E-109-X	27	Seal	33705	E-164
2	Trunnion	33430	D-4	15	Sper Whl Assy (Ind Ref #23)	33635	E-117-X	28	Seal	33710	E-167
3	Ratchet Shaft Assembly	33435	D-8-X	16	Center Pin Assembly	33640	E-118-X	29	Seal	33715	E-172
4	Handle Stop Assembly	33440	D-9-X	17	Pin	33645	E-10210	30	Pawl Spring	33725	E-174
5	Set Screw	46470	E-6270	18	Pin	33650	E-10208	31	Pin	33730	E-10209
6	Side Arm Outside (2)	34192	0-24	19	Chain Extension Assembly	33665	*E-123-U	32	Handle Assembly	33740	E-176-X
7	Knob Assembly	33595	E-78-X	20	Chain Assembly	33670	E-123-X	33	Drive Blade	33770	E-462
8	Hook Assembly	33605	E-80-X	21	Ring	33675	E-124	34	Ratchet Pawl	38690	F-338
9	Pawl Pin	38705	F-664	22	Cutter Pin	33680	E-125	35	Ratchet Knob	38700	F-70
10	Eyebolt	33615	E-83	23	Retaining Ring (8)	33685	E-136	36	Side Arm (Inside) (2)	34187	D-20
11	Washer	33620	E-98	24	Retaining Ring (2)	33690	E-138	**	Side Arm Assy.	33450	D-23-X
12	Cut	33625	E-104	25	Retaining Ring	33695	E-139				
13	Cutter Wheel	33220	E-109	26	Retaining Ring	33700	E-142				

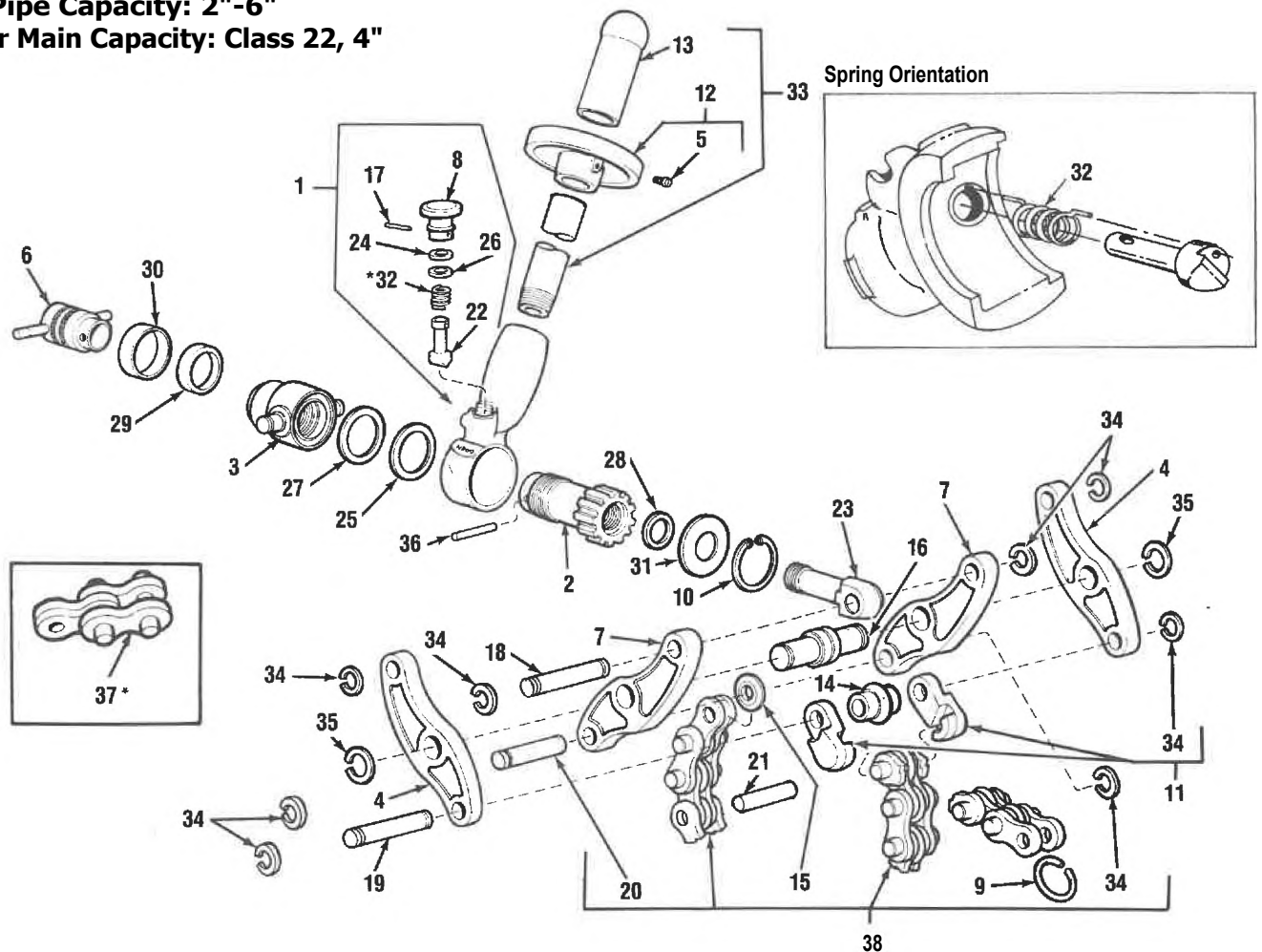
* 33665 CHAIN EXTENSION ASSEMBLY—Includes 33220 Cutter Wheels (2), 33655 Inside Links (2), 33660 Outside Links (2) and 33680 Cutter Pins (2) per section. Each section is approximately 3 inches long.

** Includes: Rel. No. 6, 16, 17, 18, 23, 24, 31, 36.

* 33665 CHAIN EXTENSION ASSEMBLY is completely assembled, except for one cutter wheel and one pin, packed loose. These are needed to make the connection on the existing chain. Each section is approximately 3 inches long. Remove the 33675 Ring at the end of the existing chain connect the loose wheel and pin to the inner link on the chain. Attach the 33675 Ring to the end of the chain extension.

RIDGID No. 246 Soil Pipe Cutter

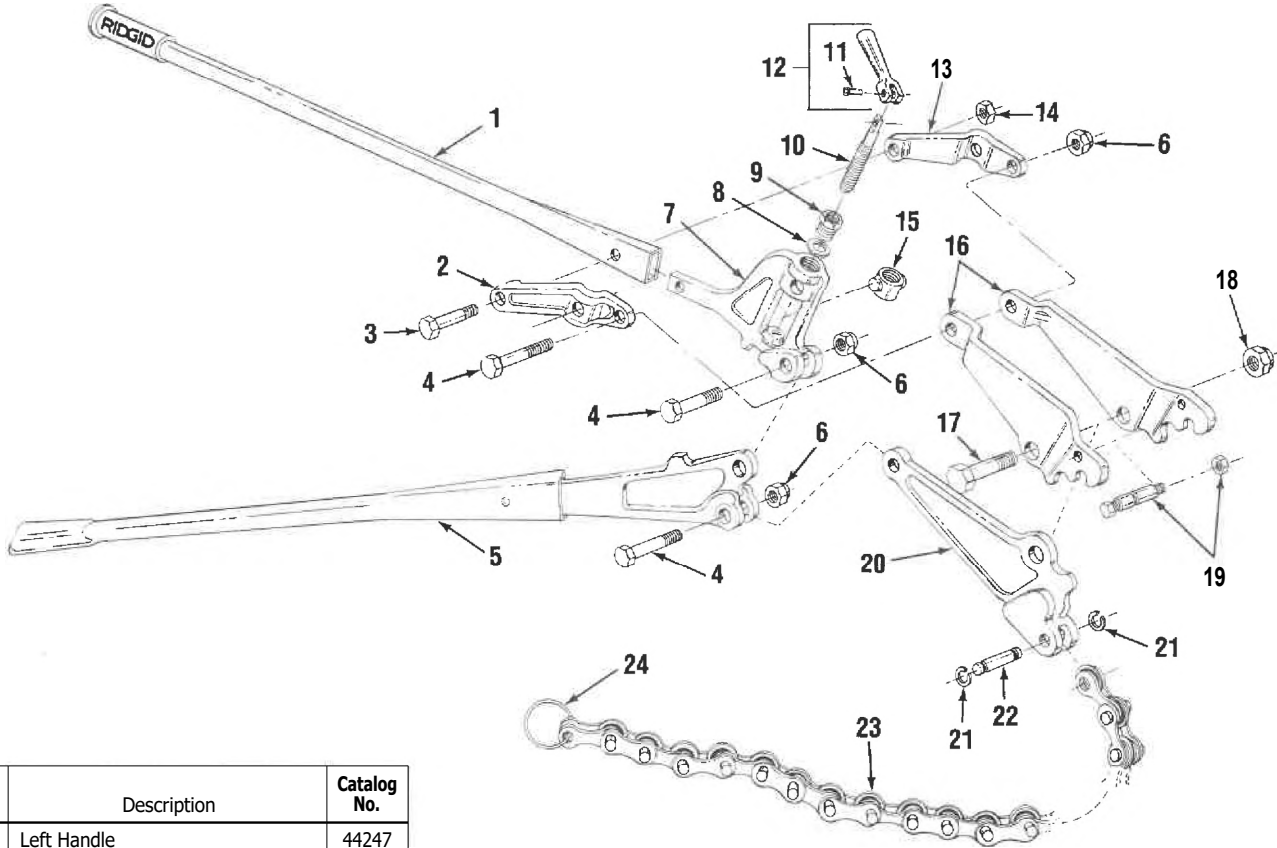
Soil Pipe Capacity: 2"-6"
Water Main Capacity: Class 22, 4"



Ref. No.	Description	Catalog No.	Old Part No.	Ref. No.	Description	Catalog No.	Old Part No.	Ref. No.	Description	Catalog No.	Old Part No.
1	Ratchet Housing Assembly	99530		15	Cutter Wheel	33225	E-2632	29	Seal	34510	E-2647
2	Ratchet Shaft	99520		16	Center Pin	34445	E-2633	30	Cup	34515	E-2648
3	Trunnion	99525		17	Pawl Pin	34450	E-2634	31	Ratchet Housing Washer	34520	E-2649
4	Side Bar (outside) (2)	33550	D-670	18	Eyebolt Pin	34455	E-2635	*32	Ratchet Pawl Spring	34525	E-2650
5	Screw	46470	E-6270	19	Spacer Pin	34460	E-2636	33	Handle Assembly	34545	E-2654-X
6	Knob and Handle Assembly	33555	0-672-X	20	Chain Pin	34465	E-2637	34	Retaining Ring (7)	34550	E-2655
7	Side Bar (inside) (2)	33560	0-675	21	Cutter, Wheel Pin	34470	E-2638	35	Retaining Ring (2)	34555	E-2656
8	Ratchet Knob	38700	F-70	22	Ratchet Pawl	34475	E-2639	36	Spring Pin	34565	E-2658
9	Ring	33675	E-124	23	Eyebolt	34480	E-2640	37	Chain Extension Assembly	34570	*E-2660-U
10	Retaining Ring	33700	E-142	24	Cup	34485	E-2641	38	Chain Assembly	34575	E-2660-X
11	Hook Assembly	33790	E-834-X	25	Cup	34490	E-2643				
12	Handle Stop Assembly	33795	E-838-X	26	Seal	34495	E-2644				
13	Handgrip	51630	E-2088	27	Seal	34500	E-2645				
14	Spacer Wheel	34440	E-2631	28	Eyebolt Seal	34505	E-2646				

* 34570 CHAIN EXTENS ON ASSEMBLY—Includes 33225 Cutter Wheels (2), 34535 Inside Links (2), 34540 Outside Links (2) and 34470 Cutter Pins (2) per section. 34570 CHAIN EXTENSION ASSEMBLY is completely assembled, except for one cutter wheel and one pin, packed loose. These are needed to make the connection on the existing chain. Each section is approximately 3 inches long. Remove the 33675 Ring at the end of the existing chain connect the loose wheel and pin to the inner link on the chain. Attach the 33675 Ring to the end of the chain extension.

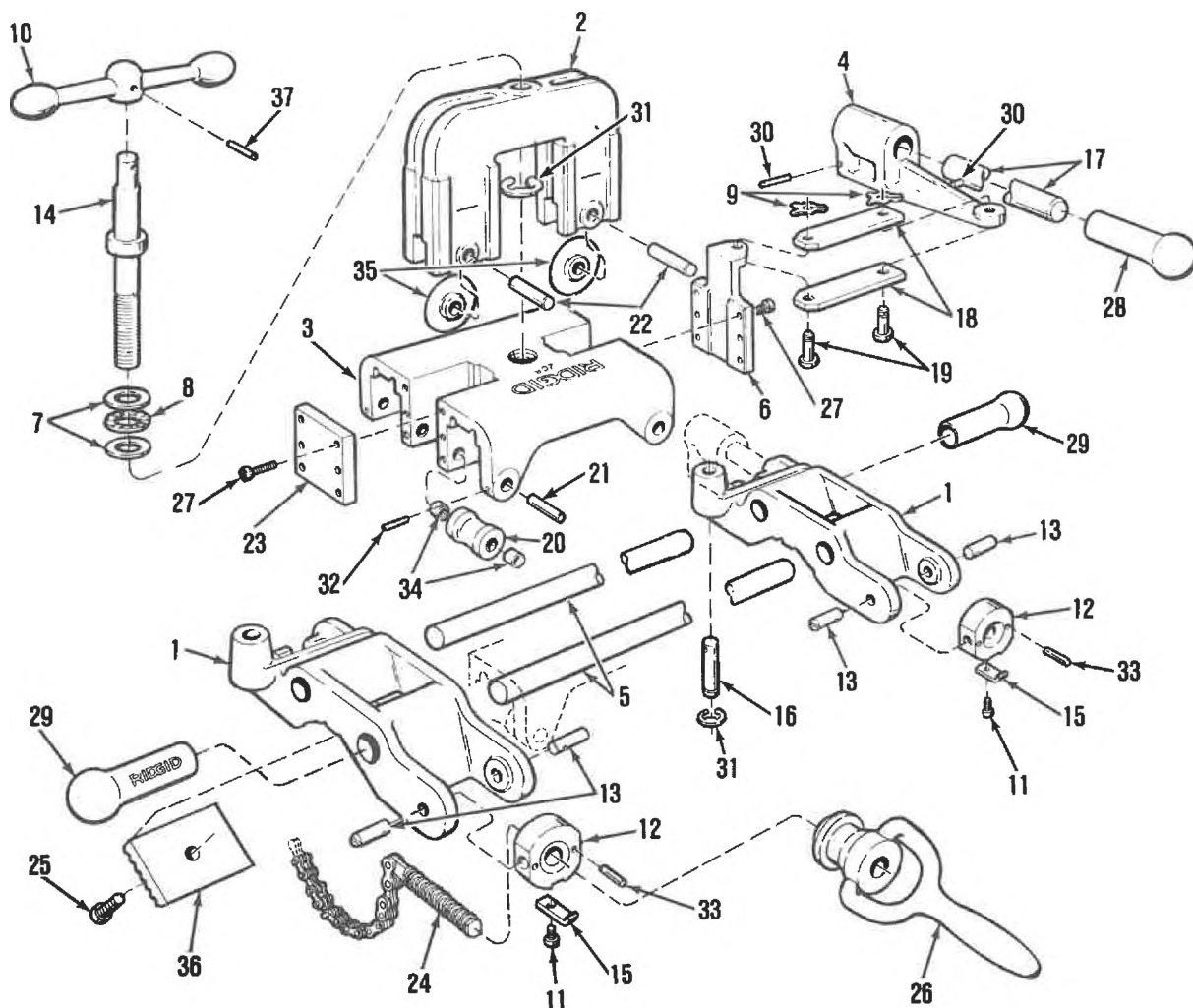
RIDGID No. 266 Soil Pipe Cutter



Ref. No.	Description	Catalog No.
1	Left Handle	44247
2	Top Cheek	44262
3	Shoulder Bolt	44302
4	Shoulder Bolt (3)	44307
5	Right Handle	44242
6	Locking Nut (3)	44317
7	Left Stub	44252
8	Washer	44327
9	Adj. Screw Locknut	44282
10	Adjusting Screw	44272
11	Rivet	44332
12	Adj. Screw Hdle. w/Rivet	44277
13	Right Cheek	44257
14	Hex Nut	46820
15	Adjusting Block	44267
16	Top Jaw Assembly	44297
17	Shoulder Bolt	44312
18	Locking Nut	44322
19	Spacer Bolt Assembly	44287
20	Bottom Jaw	44292
21	E2655 Retaining Ring	34550
22	Chain Pin	34465
23	Chain Assembly	34575
24	Ring	33700

ROOD o. 208 Axial Pipe Cutter

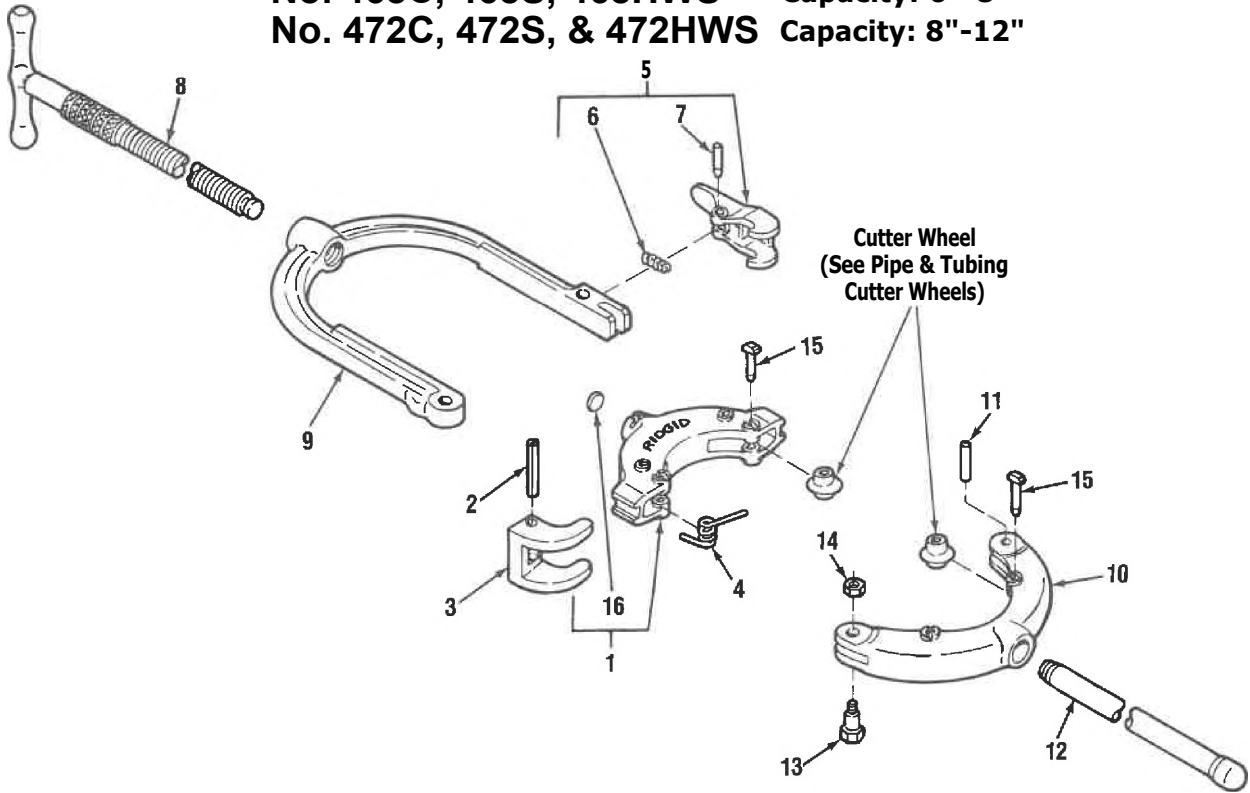
Capacity: 2" through 8"



Rel. No.	Description	Catalog No.	Old Part No.	Ref. No.	Description	Catalog No.	Old Part No.	Ref. No.	Description	Catalog No.	Old Part No.
1	Support (2)	33330	C-468	14	Feed Screw	34020	E-1392	26	Handle and Nut Assembly (2)	40765	E-1585-X
2	Yoke	33335	C-470	15	Nut Retainer (2)	34025	E-1393	27	Screw (12)	40910	E-1669
3	Carriage	33340	C-471	16	Pivot Arm Pin	34030	E-1394	28	Handgrip	51570	E-2087
4	Pivot Arm	33460	D-433	17	Handle	34035	E-1395	29	Handgrip (2)	51735	E-2089
5	Support Bar (2)	33465	0-434	18	Link (2)	34040	E-1396	30	Roll Pin (2)	74965	E-2410
6	Angle Plate	33470	0-435	19	Link Pin (2)	34045	E-1397	31	"E" Ring (2)	58850	E-2458
7	Thrust Bearing Race (2)	41420	E-34	20	Roll (4)	34050	E-1398	32	Roll Pin (4)	41500	E-3653
8	Thrust Bearing	41425	E-35	21	Roll Pin (4)	34055	E-1399	33	Roll Pin (4)	41545	E-5397
9	"X" Washer (2)	45180	E-293	22	Cutter Wheel Pin (2)	34060	E-1400	34	Needle Bearing (8)	41550	E-6013
10	Feed Screw Crank	45765	E-4428	23	Plate	34065	E-1401	35	Cutter Wheel (2)	33145	F-367
11	Screw (2)	32145	E-1026	24	Chain and Screw Assembly (2)	34070	E-1402	36	Jaw (4) (2 per Set)	40660	F-732-X
12	Pivot Block (2)	34010	E-1390					37	Feed Screw Crank Pin	47160	F-743
13	Pivot Block Pin (4)	34015	E-1391	25	Screw (4)	34075	E-1403				

RIDGID Pipe Cutters

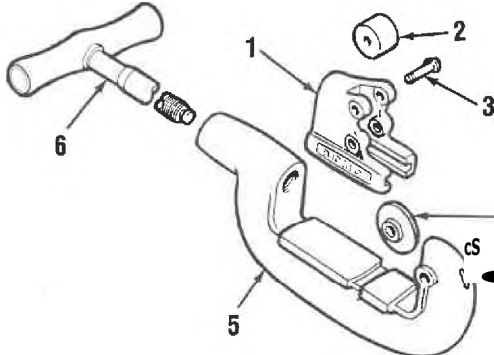
Hinged Pipe Cutter: No. 466C, 466S, 466HWS Capacity: 4"-6"
 No. 468C, 468S, 468HWS Capacity: 6"-8"
 No. 472C, 472S, & 472HWS Capacity: 8"-12"



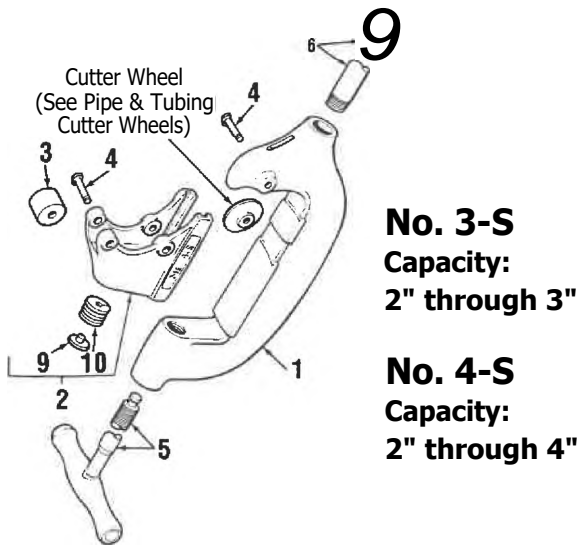
Ref. No.	Description	No. 466		No. 468		No. 472		Ref. No.	Description	No. 466		No. 468		No. 472	
		Catalog No.	Old Part No.	Catalog No.	Old Part No.	Catalog No.	Old Part No.			Catalog No.	Old Part No.	Catalog No.	Old Part No.	Catalog No.	Old Part No.
1	Slide w/Wear Plug	74690	B-349-X	74705	B-352-X	74715	B-355-X	9	Upper Yoke	83090	B-347	83155	B-350	83175	B-353
2	Slide Pin (2)	83110	E-3178	83110	E-3178	83110	E-3178	10	Lower Yoke	83095	B-348	83160	B-351	83180	B-354
3	Guide (2)	83105	0-1105	83105	D-1105	83105	0-1105	11	Lower Yoke Pin	83125	E-3182	83125	E-3182	83125	E-3182
4	Guide Spring (2)	83115	E-3179	83115	E-3179	83115	E-3179	12	Handle	38585	E-1285	38585	E-1285	38585	E-1285
5	Latch Assembly	74695	C-519-X	74695	C-519-X	74695	C-519-X	13	Hinge Bolt	83120	E-3180	83120	E-3180	83120	E-3180
6	Latch Spring	83130	E-3184	83130	E-3184	83130	E-3184	14	Stop Nut	79985	E-1690	79985	E-1690	79985	E-1690
7	Latch Pin	75340	E-533	75340	E-533	75340	E-533	15	Wheel Pin (4)	34790	F-14	34790	F-14	34790	F-14
8	Handle and Screw	83100	D-1104	83100	0-1104	83100	0-1104	16	Wear Plug	83135	E-3185	83135	E-3185	83135	E-3185

No. 1-A Capacity: 1/8"-1 1/4"
 No. 2-A Capacity: 1/8"-2"
 No. 50 Muffler
 Cutter Capacity: 1/8"-2 1/2"
 No. 202 Capacity: 1/8"-2"
 No. 2000A Capacity: 1/8"-2"

Ref. No.	Description	1-A 1/8"-1 1/4"		2-A W-2"		50	202		2000A
		Catalog No.	Old Part No.	Catalog No.	Old Part No.	Catalog No.	Catalog No.	Old Part No.	Catalog No.
1	Roll Housing	33765	E-299-X	33765	E-299-X	42377	33400	C-878-X	39527
	Wheel Housing F/3 Wheel	34885		34885					
2	Roll (2)	34775	F-8	34775	F-8	34775	34305	E-1751	34775
3	Roll Pin (2)	34780	F-9	34780	F-9	39537	34310	E-1752	39537
4	Wheel Pin	34780	F-9	34780	F-9	34780	34780	F-9	34780
5	Frame	33310	C-234-1	33305	C-233-1	42372	33350	C-527	39522
6	Screw Handle	33510	D-569-X	33505	0-558-X	42382	33505	D-558-X	39532

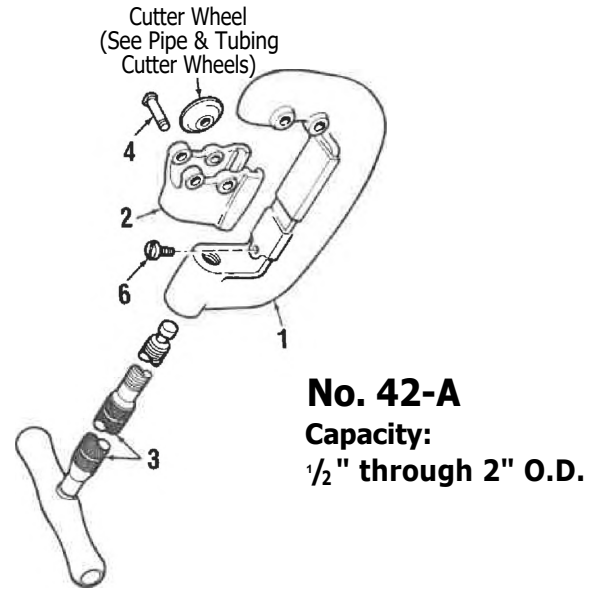


R1CG1D Pipe Cutters



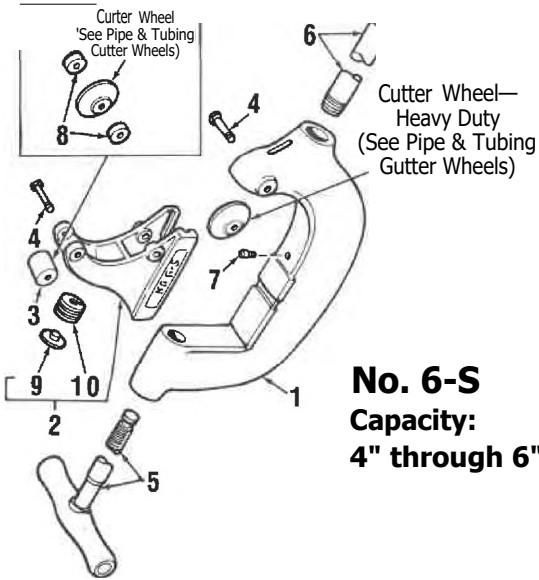
No. 3-S
Capacity:
2" through 3"

No. 4-S
Capacity:
2" through 4"

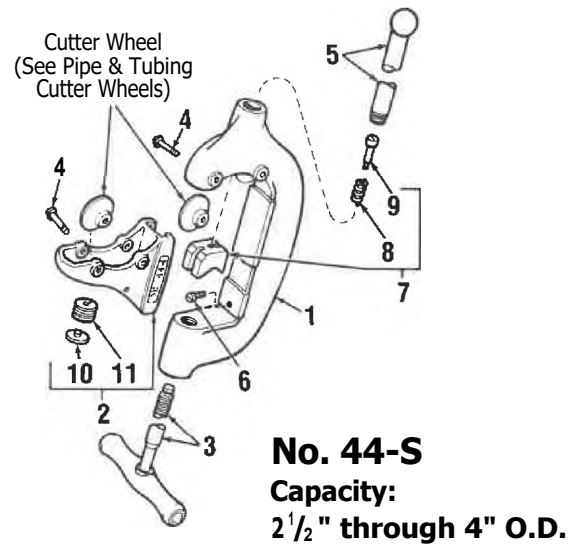


No. 42-A
Capacity:
1/2" through 2" O.D.

Cutter Wheel Conversion Parts



No. 6-S
Capacity:
4" through 6"



No. 44-S
Capacity:
2 1/2" through 4" O.D.

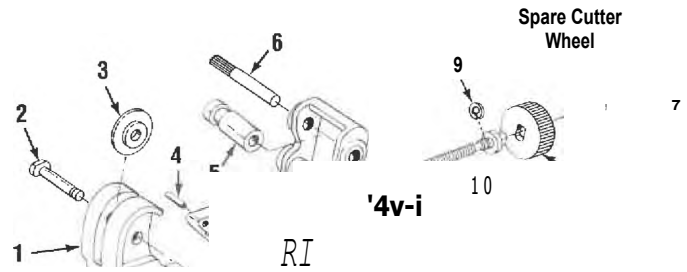
Ref. No.	Description	3-S 1"-3"		2"-4"		4"-6"	
		Catalog No.	Old Part No.	Catalog No.	Old Part No.	Catalog No.	Old Part No.
1	Frame	33285	B-373-1	ELE1	6-183-1	O13	B-155-1
2	Roll Housing	33390	C-601-X	ELE1	C-596-X	33300	C-215-1-X
3	Roll (2)	34785	F-13	34785	F-13	34785	F-13
4	Pin (3)	34790	F-14	34790	F-14	34790	F-14
5	Screw Handle	33515	D-5131-X	33515	D-581-X	33515	D-581-X
6	Pipe Handle	35030	E-1176	35030	E-1176	35030	E-1176
7	Stop Screw					34425	E-2479
8	Wheel Spacer (Set of 2)					34855	F-37D
9	Wear Plug	34320	E-1794	34320	E-1794	34320	E-1794
10	Wear Plug Spring	34315	E-1793	34315	E-1793	34315	E-1793

Ref. No.	Description	42-A 1/2"-2"		44-S 2 1/2"-4"	
		Catalog No.	Old Part No.	Catalog No.	Old Part No.
1	Frame	33295	C-177-2	33270	6-154-1
2	Cutter Wheel Housing	33455	D-128-X	33345	C-508-X
3	Screw Handle	33590	O-1487-X	33515	D-581-X
4	Wheel Pin (4)	34780	F-9	34790	F-14
5	Pipe Handle			35030	E-1176
6	Stop Screw	34425	E-2479	34425	E-2479
7	Guide Block Assembly			34840	F-363-X
8	Spring			34850	F-365
9	Shoulder Screw			34845	F-364
10	Wear Plug			34320	E-1794
11	Wear Plug Spring			34315	E-1793

RIOGID Tubing Cutters

No. 101 Tubing Cutter

Ref. No.	Description	Catalog No.
1	Wheel Housing	42312
2	Cutter Wheel Pin and Clip (Incl. Ref. No. 13)	33970
3	E3469 Cutter Wheel	33185
4	Stop Pin	33955
5	Roll (2)	34640
6	Roller Pin (2)	42342
7	Screw w/Washer	34750
8	Knob	42337
9	Retaining Ring	42327
10	Feed Screw	42322
11	Thrust Washer	42332
12	Roll Housing	42317
13	Clip	74740

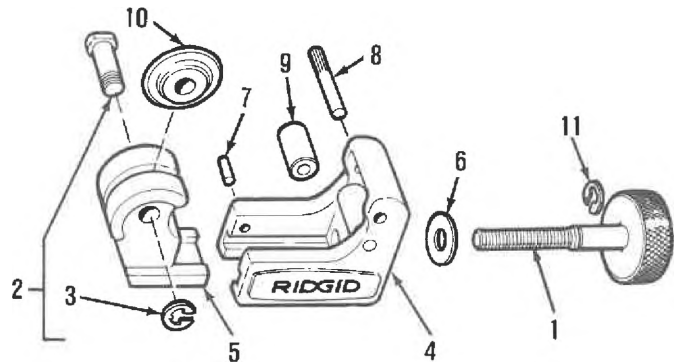


- 13

No. 103 Capacity: to 3/4" O.D.

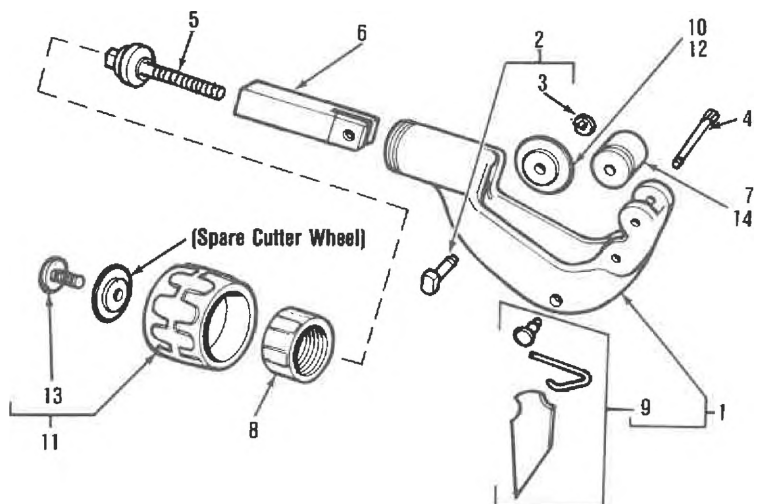
No. 104 Capacity: to 15/16" O.D.

Ref. No.	Description	No. 103		No. 104	
		Catalog No.	Old Part No.	Catalog No.	Old Part No.
1	Feed Screw and Knob Assembly	33945	E-1184-X	33980	E-1194-X
2	Cutter Pin and Clip	33970	E-1189-X	33970	E-1189-X
3	Clip	74740	E-1554	74740	E-1554
4	Roll Housing	33935	E-1182	33975	E-1193
5	Wheel Housing	33940	E-1183	33985	E-1195
6	Washer	33950	E-1185	33950	E-1185
7	Stop Pin	33955	E-1186	33955	E-1186
8	Roll Pin (2)	33960	E-1187	33960	E-1187
9	Roll (2)	33965	E-1188	33965	E-1188
10	Cutter Wheel	33185	E-3469	33185	E-3469
11	Clip	33830	E-986	33830	E-986



No. 105 and 150 Capacity: 1/8" through 1 1/8" O.D.

Ref. No.	Description	No. 105		No. 150	
		Catalog No.	Old Part No.	Catalog No.	Old Part No.
1	Frame Assembly	33585	D-924-X	33127	
2	Pin and Clip	33800	E-946-X	33800	E-946-X
3	Clip	74740	E-1554	74740	E-1554
4	Roll Pin (2)	34355	E-2035	33142	
5	Feed Screw	34630	E-3406	33132	
6	Slide Bar	34635	E-3407-X	33137	
7	Roll (2)	34640		34640	
8	Bearing Cap	34645	E-3410	34645	E-3410
9	Reamer Blade Kit	34650	E-3468-X	34650	E-3468-X
10	Cutter Wheel (Thin)	33185	E-3469	33185	E-3469
11	Knob Assembly	34740	E-3621-X	33177	
12	Cutter Whl. (H. Duty)	33190	E-4546	33190	E-4546
13	Screw	34750	E-5546-X	34750	E-5546-X
14	Solid Roll (Special)	34765	E-5577	34765	E-5577

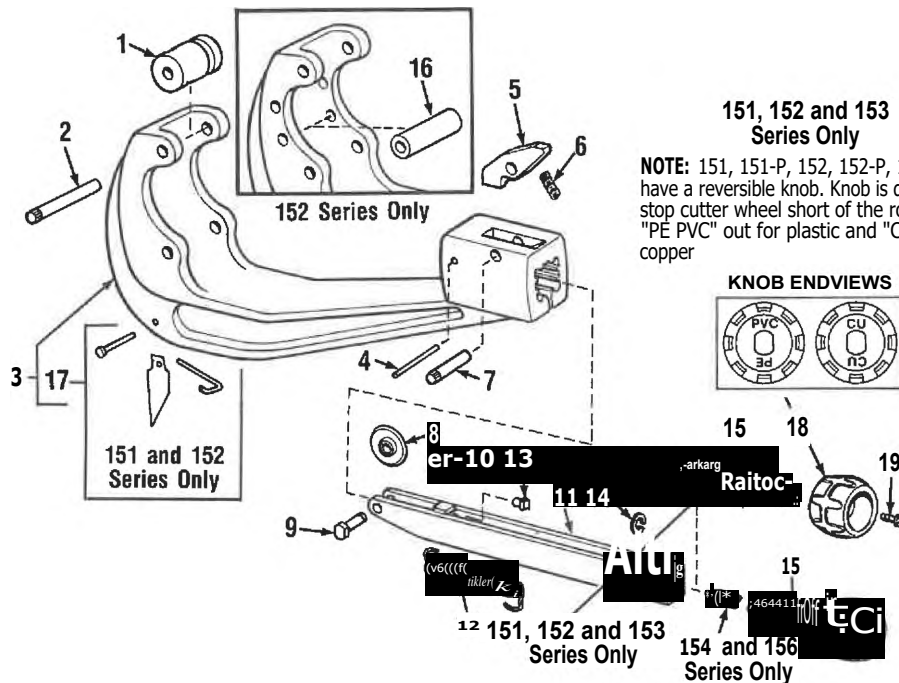


RIDGID Tubing & Plastic Pipe Cutters

Tubing: Nos. 151, 152, 153, 154 and 156

Plastic Tubing and Plastic Pipe: Nos. 151-P, 152-P, 153-P, 154-P and 156-P

Capacity: 1/4" through 6 7/8" O.D.



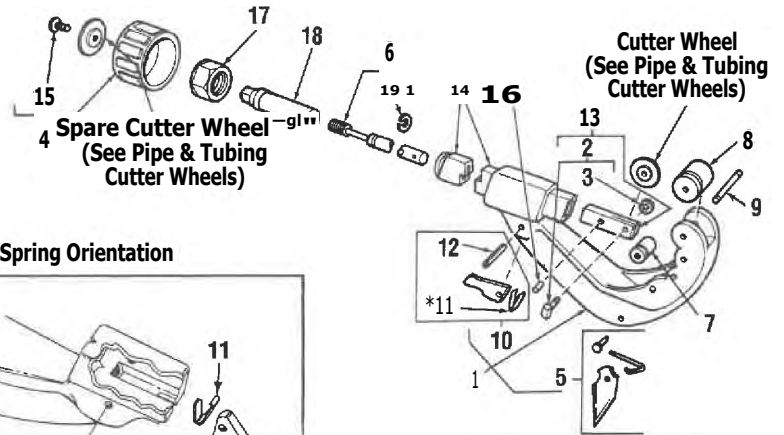
Ref. No.	Description	151 1/4" - 1 1/8" O.D.	152 1/4" - 2 1/8" O.D.	153 1 1/4" - 3 1/2" O.D.	154 1 7/8" - 4 1/4" O.D.	156 4" - 6 7/8" O.D.
1	Roller (Large)	32097 (2)	34670 (2)	34670 (2)	32102 (2)	32102 (2)
2	Roller Pin	32107 (2)	32112 (4)	32112 (4)	32117 (2)	32117 (2)
3	Frame	32017	32022	32962	32027	32032
4	Stop Pin	33122	32152	32152	32157	32157
5	Latch	32067	32072	32072	32072	32072
6	Latch Spring	34190	34190	34190	34190	34190
7	Latch Pin	32122	32127	32127	32132	32132
8	Cutter Wheel	33185	33185	33185	33170	33170
9	Wheel Pin & Clip	32142	32142	32142	32147	32147
10	Clip	74740	74740	74740	34175	34175
11	Slide	32037	32042	32042	32047	32047
12	Slide Spring	32087	32092	32092	32092	32092
13	Bearing	32077	32082	32082	32082	32082
14	Retaining Ring	32162	32167	32167	32167	32167
15	Feed Screw Assembly	32052	32057	32057	32062	32062
	(Incl. Ref. #14)					
16	Roller (Small)		34665 (2)			
17	Reamer Blade Kit	32172	32172			
18	Reversible Knob	33177	33182	33182		
	(Incl. Ref. #19)					
19	Washer Screw	34750	34750	34750		
	Description	151-P 1/4" - 1" O.D.	152-P 4" - 2" O.D.	153-P 1 1/4" - 3 1/2" O.D.	154-P 1 1/4" - 4" O.D.	156-P 4" - 6" O.D.
	Cutter Wheel	74720	74720	74720	74730	74735

NOTE 1. All parts for the P-Series are the same as the Quick-Acting except for those parts listed.
2. 151-P and 152-P can cut thin wall PVC and flexible plastic when using the 33200 Cutter Wheel.

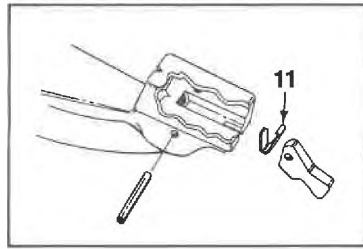
RIDGID Tubing Cutters

Nos. 205 and 205-P (Plastic) Capacity: 1/4" through 2 1/2"

Ref. No.	Description	Catalog No.	Old Part No.
1	Frame Assembly	33395	C-834-X
2	Pin and Clip	33805	E-947-X
3	Clip	74740	E-1554
4	Knob Assembly	34625	E-3405-X
5	Reamer Blade Assembly	34650	E-3468-X
6	Feed Screw Assembly	34660	E-3481-X
7	Small Roll (2)	34665	E-3489
8	Large Roll (2)	34670	E-3490
9	Roll Pin (4)	32112	
10	Latch Assembly	34680	E-3492-X
*11	Latch Spring	34685	E-3493
12	Latch Pin	34690	E-3494
13	Slide Bar Assembly	34700	E-3496-X
14	Ratchet Shaft	34705	E-3497
15	Screw with Washer	34750	E-5546-X
16	Pin	34720	E-3587
17	Bearing Cap	34725	E-3589
18	Feed Screw Nut	34730	E-3590
19	Snap Ring	34745	E-4331



Latch Spring Orientation

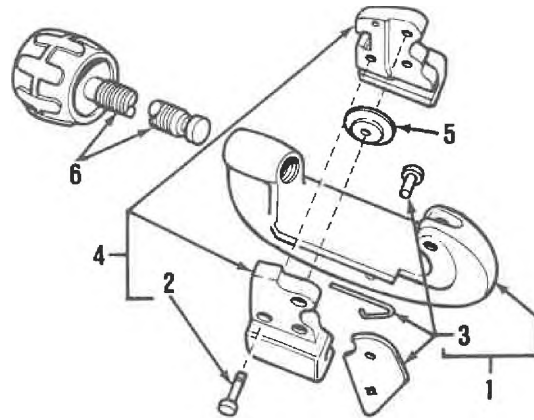


Note: Earlier Cutter used 34735 Wheel Screw and 45175 Washer. Update by using 34700

No. 315 (3-Wheel Type)

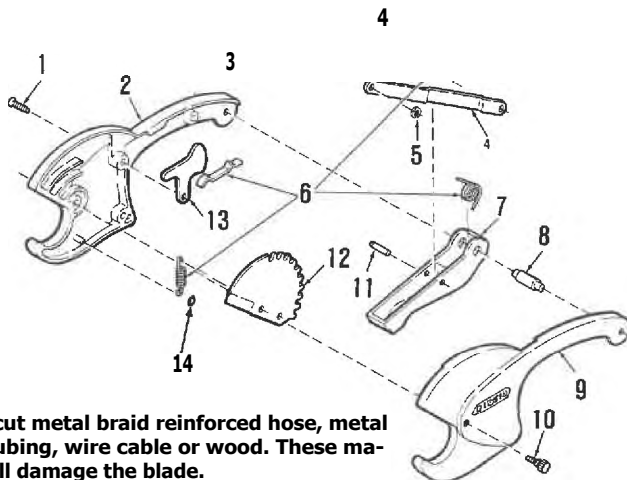
Capacity: 3/16" through 1 1/8" O.D.

Ref. No.	Description	Catalog No.	Old Part No.
1	Frame Assembly	33570	D-764-X
2	Screw (3)	34325	E-1948
3	Reamer Blade Assembly	34335	E-2018-X
4	Wheel Housing Assembly	34580	E-2989-X
5	Cutter Wheel (3)	33205	E-2990
6	Screw Handle	34585	E-3001-X



No. 138 Plastic Pipe & Tube Cutter

Capacity: 1/2" - 1-1/2 O.D. (3mm - 38mm)



Caution: DO NOT cut metal braid reinforced hose, metal pipe or tubing, wire cable or wood. These materials will damage the blade.

Ref. No.	Description	Catalog No.	Old Part No.
1	Screw (3)	92200	E-10157
2	Housing (Right Side)	92160	B-2170
3	Pin	92180	E-10138
4	Arm (2)	92175	E-10131
5	Retaining Ring	74740	E-1554
6	Spring Kit	92210	E-10512
7	Handle	92165	C-1243
8	Pin	92190	E-10150
9	Housing (Left Side)	92155	B-2169
10	Shoulder Screw	92205	E-10411
11	Pin	92195	E-10151
12	Blade	92170	D-2056
13	Latch	92185	E-10139
14	Push Nut		A-7870

The Ridge Tool Co.—Elyria, Ohio, U.S.A.

4190

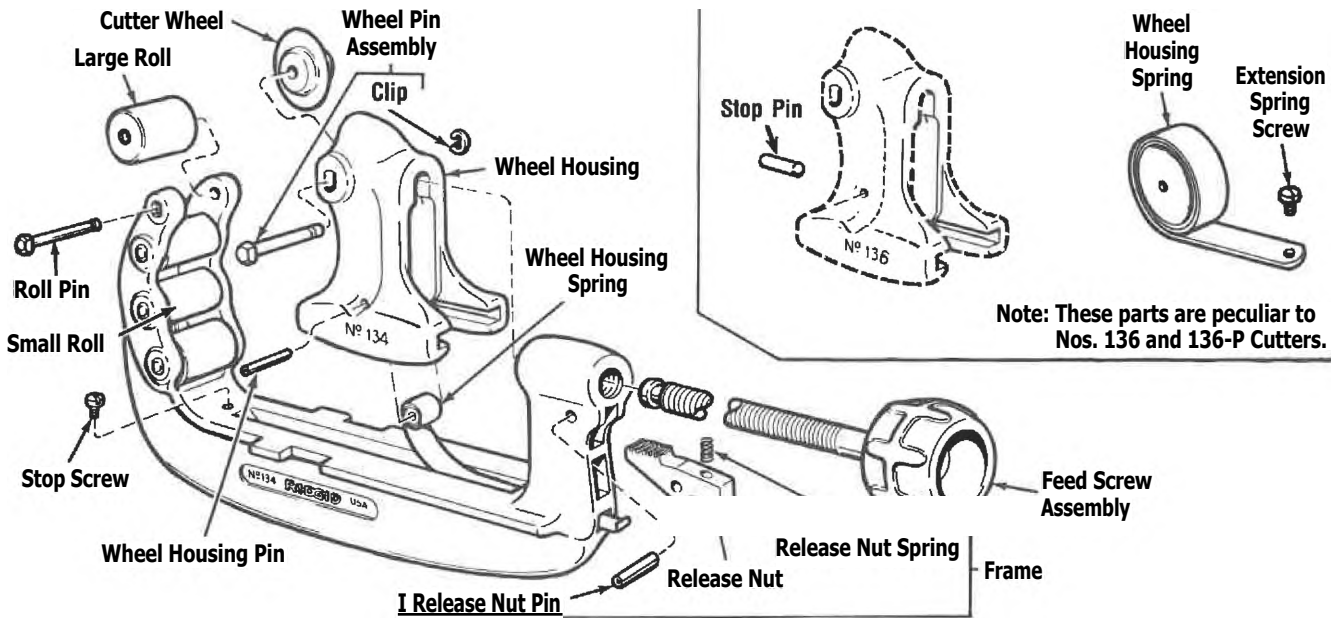
31

RIDGID Tubing and Plastic Pipe Cutters

Tubing: Nos. 131, 132, 133, 134 and 136

Plastic Tubing and Plastic Pipe: Nos. 131-P, 132-P, 133-P, 134-P and 136-P

Capacity: 1/4" through 6 5/8" O.D.



Description	131 1/4"-1 1/8" O.D.		132 1/4"-2 1/8" O.D.		133 1/2"-3 1/4" O.D.		134 1 1/8"-4 1/2" O.D.		136 3 1/2"-6 5/8" O.D.	
	Catalog No.	Old Part No.	Catalog No.	Old Part No.	Catalog No.	Old Part No.	Catalog No.	Old Part No.	Catalog No.	Old Part No.
Frame	33485	0-539	33360	0-566	33365	C-568	33370	C-573	83195	B-238
Wheel Housing	33480	D-538	33490	D-542	33495	0-543	33500	0-544	83200	B-239
Wheel Housing Spring	34095	E-1435	34130	E-1446	34130	E-1446	34130	E-1446	83225	E-2877
Wheel Housing Pin	34100	E-1436	34100	E-1436	34150	E-1451	34150	E-1451	45050	E-2619
Release Nut Pin	41530	E-4894	34135	E-1447	34170	E-1456	34170	E-1456	78425	E-2114
Release Nut	34085	E-1433	34125	E-1445	34145	E-1450	34145	E-1450	83215	E-2879
Release Nut Spring	34090	E-1434	34090	E-1434	34190	E-1460	34190	E-1460	34190	E-1460
Feed Screw Assembly	34080	E-1432-X	34120	E-1443-X	34140	E-1449-X	34185	E-1459-X	83205	D-1075-X
Wheel Pin Assembly	34105	E-1439-X	34105	E-1439-X	34180	E-1452-X	34180	E-1452-X	34180	E-1452-X
Clip	74740	E-1554	74740	E-1554	34175	E-1457	34175	E-1457	34175	E-1457
Roll Pin	34115	E-1441 (2)	34675	E-3491 (4)	34165	E-1455 (4)	34165	E-1455 (4)	34165	E-1455 (4)
Large Roll	34110	E-1440 (2)	34755	E-5575 (2)	34160	E-1454 (2)	34160	E-1454 (2)	34160	E-1454 (4)
Stop Pin									15252	E-3268
Cutter Wheel	33185	E-3469	33185	E-3469	33175	E-2191	33175	E-2191	33175	E-2191
Stop Screw	24767	A-7450					24767	A-7450		
Small Roll			34760	E-5576 (2)	34155	E-1453 (2)	34155	E-1453 (2)		
Extension Spring Screw									83220	E-2875
Description	131-P 1/4"-1" Pipe		132-P 1/4"-2" Pipe		133-P 1/4"-3" Pipe		134-P 1/2"-4" Pipe		136-P 3"-6" Pipe	
	Catalog No.	Old Part No.	Catalog No.	Old Part No.	Catalog No.	Old Part No.	Catalog No.	Old Part No.	Catalog No.	Old Part No.
Cutter Wheel	74720	E-2155	74720	E-2155	74730	E-2156	74730	E-2156	74735	E-2157
Stop Screw	24767	A-7450	24767	A-7450			24767	A-7450		
Roll									83230	E-2873 (4)

Note: 1. All parts for the -P series cutters are the same as the standard Quick-Acting Cutters except for those parts listed.

2. 131-P and 132-P can cut thin wall PVC and flexible plastic when using E-1740 Cutter Wheel.

RIDGID Tubing Cutters

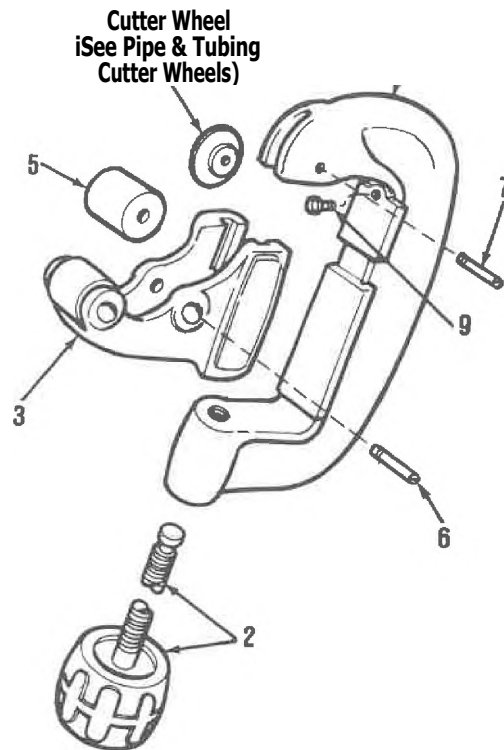
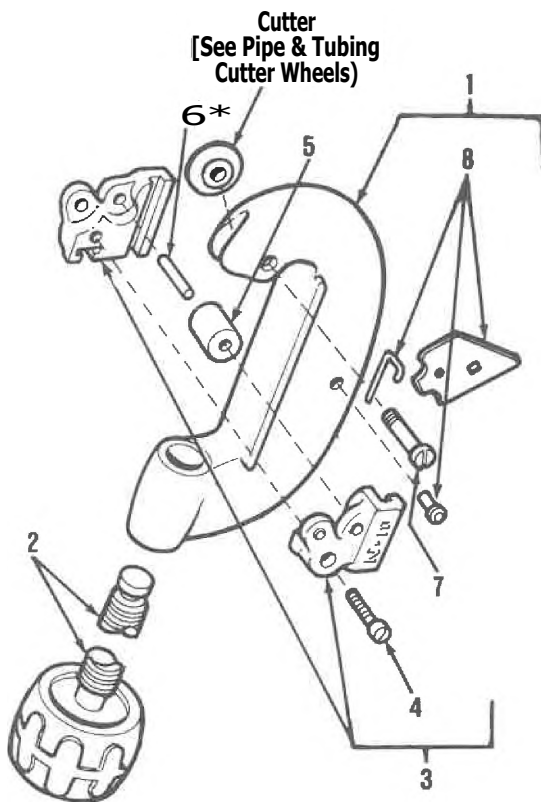
No. 10 Capacity: $\frac{1}{8}$ " through 1" O.D.

No. 15 Capacity: $\frac{3}{16}$ " through 1 $\frac{1}{8}$ " O.D.

No. 20 Capacity: $\frac{5}{8}$ " through 2 $\frac{1}{8}$ " O.D.

No. 30 Capacity: 1" through 3" O.D.

No. 40 Capacity: 2" through 4" O.D.



Ref. No.	Description	10		15 all s " $\frac{1}{8}$ "		20 % " $\frac{1}{2}$ "		30 1 " - 3 "		40 2 " - 4 "	
		Catalog No.	Old Part No.	Catalog No.	Old Part No.	Catalog No.	Old Part No.	Catalog No.	Old Part No.	Catalog No.	Old Part No.
1	Frame Assembly	34605	E-3023-X	34600	E-3020-X	33575	D-770-X	33375	C-575	33380	C-579
2	Screw Handle	34590	E-3002-X	34585	E-3001-X	34595	E-3003-X	34365	E-2194-X	34435	E-2543-X
3	Roll Housing	33760	E-262-1-X	34610	E-3244-X	33580	D-877-X	33520	D-629	33525	D-632
4	Roll Housing Screw [5]	34300	E-1650	34615	*E-3245	34620	*E-3247				
5	Roll	34830	E-288	34805	F-255	34825	F-266	34370	E-2256	34370	E-2256
6	Roll Pin [5]	34860	F-601	*	.	.	.	33932		34350	E-2022
7	Wheel Screw	34325	E-1948	34325	E-1948	34345	E-2020	34360	E-2192	34360	E-2192
8	Reamer Blade, Spring and Pin	34330	E-2017-X	34335	E-2018-X	34340	E-2019-X				
9	Stop Screw							34420	E-2478	34420	E-2478
10	Cutter Wheel (Thin)	33160	F-158	33160	F-158	33160	F-158	33170	E-2558	33170	E-2558
11	Cutter Wheel (Heavy-Duty)	33165	E-1240	33165	E-1240	33165	E-1240	33175	E-2191	33175	E-2191
12	Cutter Wheel For Plastic Pipe							74730	E-2156	74730	E-2156

*Three Roll Housing Screws (Ref. No 4) used in place of Roll Pins.

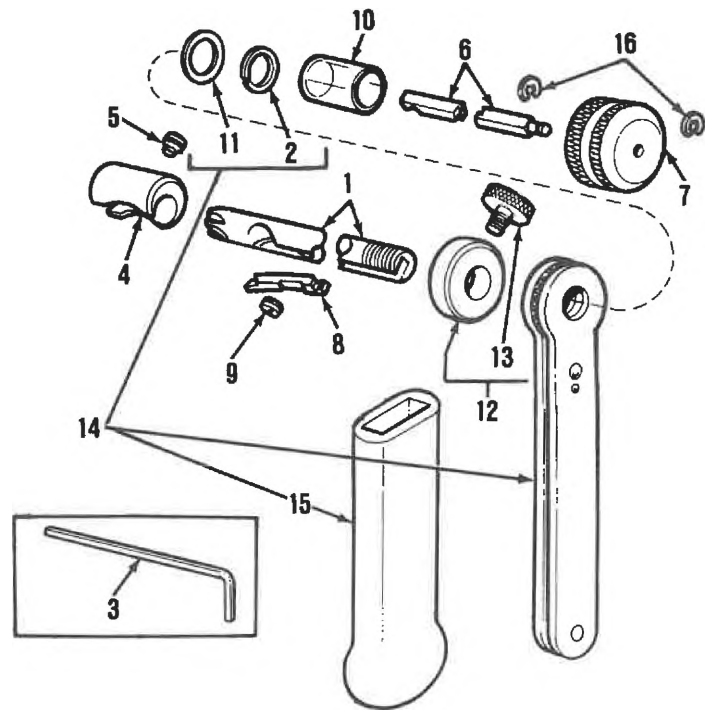
[] = Quantity supplied per package when specified catalog number is ordered.

RIDGID Internal Tubing Cutters

No. 102 Copper Tubing Cutter

Capacity: 1/2" and 3/4" I.D.

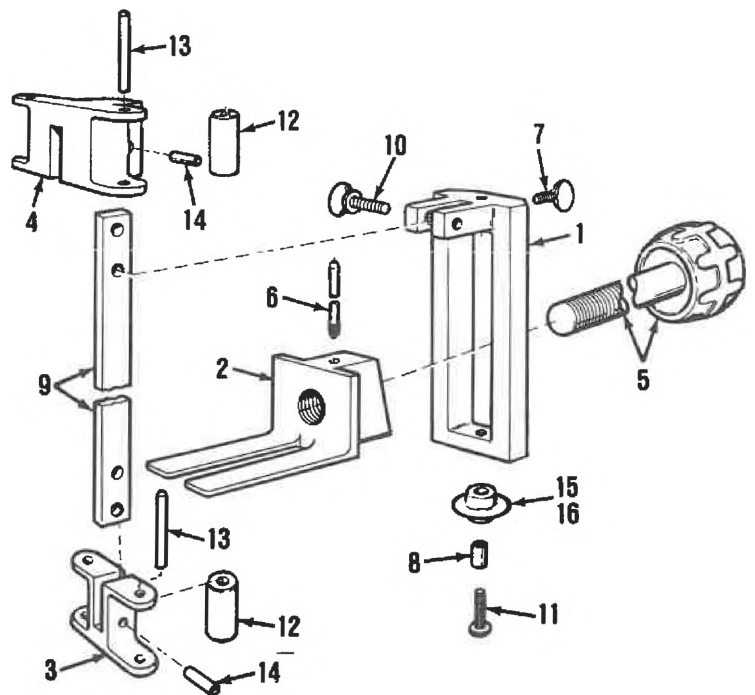
Ref.	Description	Catalog	Old
1	Cutter Bar	32735	0-354
2	Retaining Ring (2)	33685	E-136
3		46015	E-453
4		33780	E-744
5	Set Screw	33785	E-751
6	Feed Rod	33810	E-981
7	Knob	33815	E-982
8	Cutoff Tool	33820	E-983
9	Lock Screw	33825	E-984
10	Finger Guard	33835	E-987
11	Nylon Washer (2)	33840	E-988
12	Stop Collar Assembly	33845	E-989-X
13	Thumb Screw	33850	E-990-1
14	Ratchet Assembly	33855	E-991-X
15	Handgrip	33860	E-997
16	Clip (2)	33830	E-986



No. 106 Copper and Plastic Tubing Cutter

Capacity: 2" and 3" I.D.

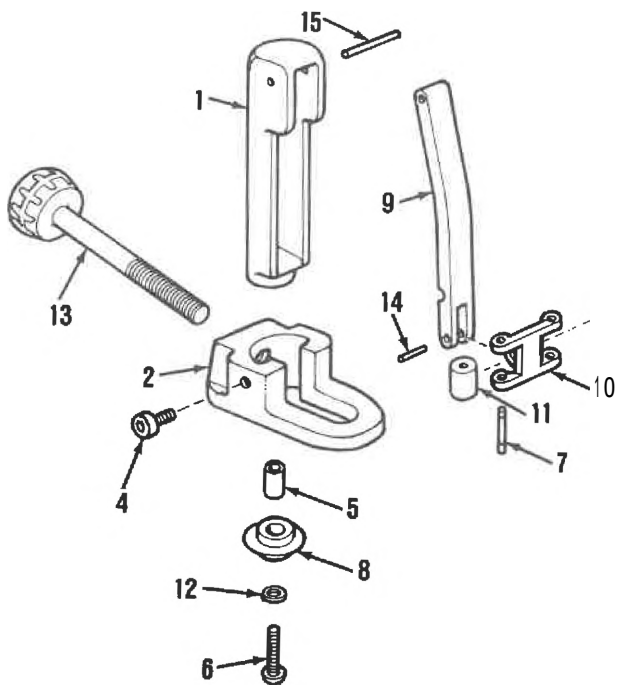
Ref. No.	Description	Catalog No.	Old Part No.
1	Cut Off Gage Slide	33475	0-486
2	Cut Off Gage	33865	E-998
3	2" Roll Cage	33870	E-999
4	3" Roll Cage	33875	E-1000
5	Feed Screw w/ Knob	33880	E-1001-X
6	Gage Rod	33885	E-1002
7	Thumb Screw	33890	E-1003
8	Sleeve	33895	E-1004
9	Pivot Bar	33900	E-1005
10	Thumb Screw	87855	E-10193
11	Wheel Screw	33910	E-1007
12	Roll (4)	33915	E-1008
13	Roll Pin (4)	33920	E-1011
14	Pivot Pin (2)	32475	E-6085
15	Cutter Wheel	33170	E-2558
16	Cutter Wheel (for plastic)	33180	E-5299



RIDGID Internal Tubing Cutters

No. 108 Internal Tubing Cutter

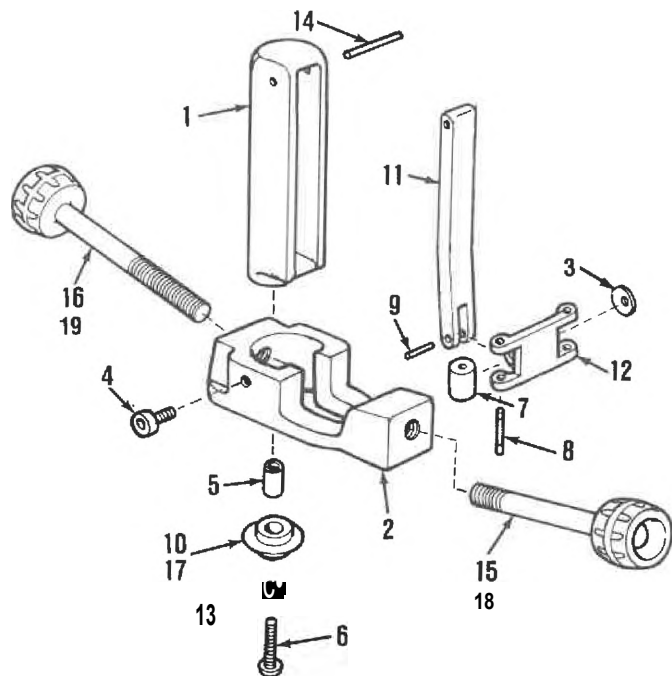
Capacity: 1 1/4" through 2" I.D.



Rel. No.	Description	Catalog	Old Part No.
1	Housing		C-608
2	Guide	83250	
3	Washer	83280	E-10000
4	Cap Screw	87855	E-10193
5	Sleeve	33895	E-1004
6	Screw		
7	Pin (2)	33960	E-1187
8	Cutter Wheel	33170	E-2558
9	Roller Pivot Bar	83255	E-2946
10	Roller Cage	83260	E-2947
11	Roller (2)	83265	E-2948
12	Washer	83275	E-3100
13	Feed Screw	83270	E-3161
14	Roll Pin	34720	E-3587
15	Roll Pin	41500	E-3653

No. 109 & 109-P Internal Tubing Cutter

Capacity: 2 1/2" through 4" I.D.



Ref. No.	Description	Catalog No.	Old Part No.
1	Housing	83300	C-609
2	Guide	83305	C-610
3	Washer	92150	E-3137
4	Cap Screw	87855	E-10193
5	Sleeve	33895	E-1004
6	Screw	33910	E-1007
7	Roller (2)	33915	E-1008
8	Pin (2)	33920	E-1011
9	Roll Pin	32475	E-6085
10	Gutter Wheel (Copper)	33170	E-2558
11	Roller Pivot Bar	83310	E-2950
12	Roller Cage	83315	E-2951
13	Washer	83275	E-3100
14	Roll Pin	83325	E-3109
15	Handle (for Tubing)	83320	E-3160
16	Feed Screw (for Tubing)	83270	E-3161
17	Cutter Wheel (Plastic)	33180	E-5299
18	Handle (for Plastic)	87460	E-10148
19	Feed Screw (for Plastic)	87455	E-10147

RIDGID Pipe and Tubing Cutter Wheels

Tubing Cutters (Original Product)		Weight		Material		Application	
		No.	lb.	No.	lb.	Material	Application
		32910	0.1	OL			
		32920	0.1	OL			
		32930	0.2	OZ			
		32940	0.2	OE			
		32945	0.2	OE			
		32955	0.2	Ob			
		32960	0.2	deft			
		4152Z	0.5	OS			
		4061Z	1.1	LW			
		32975/32985	1.1	10L			
		32990/31622	0.9	90L			
		33005	0.9	90L			
		BEW	0.9	90L			
		83290	0.1	60L			
		83295	0.1	60L			
		33015/31632	1.9	10L			
		J	1.9	10L			
		33025/31642/36597	1.9	10L			
		33030/31647/36592	1.9	10L			
		33035	1.9	10L			
		33045/31652	1.9	10L			
		33050/31662	1.9	10L			
		83185/31662	1.9	10L			
		83235/31667	1.9	10L			
		33055	1.9	10L			
		33065	1.9	10L			
		33075	1.9	10L			

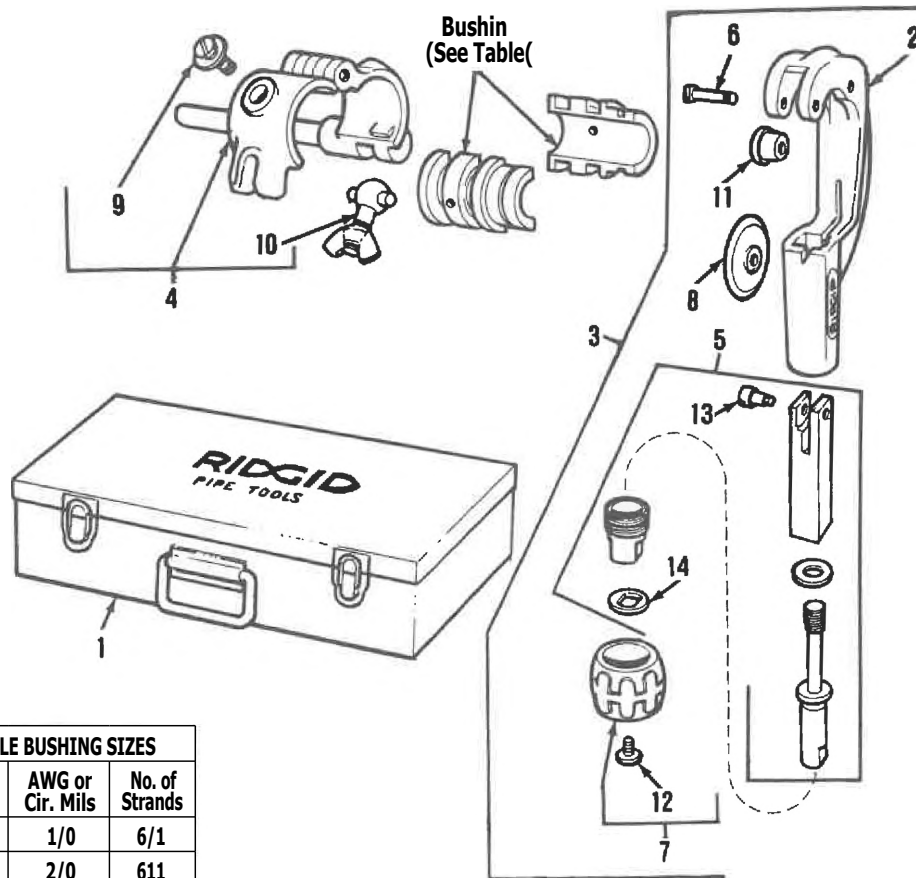
Pipe Cutters (Original Product)		Weight		Material		Application	
		No.	lb.	No.	lb.	Material	Application
		32810	0.1	VL			
		32820 I	0.1	VZ			
		32830	0.1	SE			
		32840 I	0.1	Sp			
		32850	0.1	S9			
		32870	0.1	VV			
		32880	0.1	SP7			
		32895	0.1	Z9Z			
		68650	0.2	90Z			
		32860	0.2	90Z			
		32895	0.2	60Z			
		32900	0.2	91Z			
		42320	0.2	09E			
		74685	0.3	39917			
		83080	0.3	999V			
		880E13	0.3	SMH99P			
		74700	0.3	099p			
		83145	0.3	468HWS			
		83150	0.3	SMH894			
		74710	0.3	09P			
		83165	0.3	SZLV			
		83170	0.3	SMH709			

x Denotes Cutter Wheels furnished with original product

Denotes alternate Cutter Wheel

Sold only in package lots indicated

RICGID o. 87 CSR Cable Trimmer



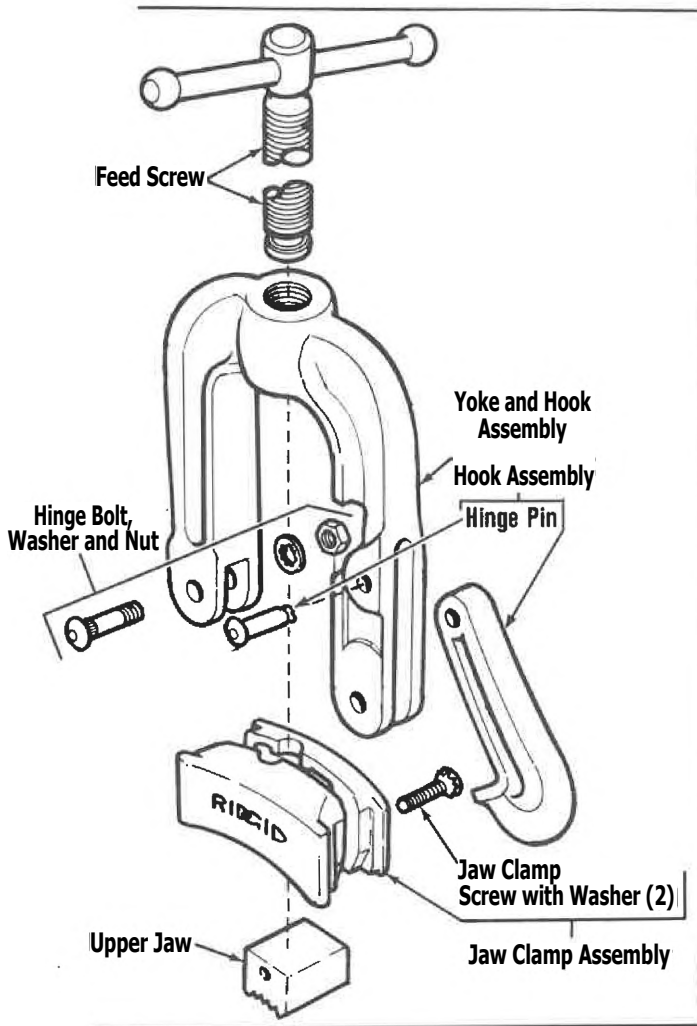
Catalog No-	STANDARD AVAILABLE BUSHING SIZES			
	Bushing No.	Code Name	AWG or Cir. Mils	No. of Strands
54975	E-5900	Raven	1/0	6/1
54440	E-5761	Quail	2/0	6/1
54445	E-5762	Pigeon	3/0	6/1
54450	E-5763	Penguin	4/0	6/1
54465	E-5766	Partridge	266800	26/7
54475	E-5768	Merlin	336400	18/1
54480	E-5769	Linnet	336400	26/7
54490	E-5771	Chickadee	397500	18/1
54495	E-5772	Brant	397500	24/7
54500	E-5773	Ibis	397500	26/7
54505	E-5774	Lark	397500	30/7
54510	E-5775	Pelican	477000	18/1
54515	E-5776	Flicker	477000	24/7
54520	E-5777	Hawk	477000	26/7
54535	E-5780	Parakeet	556500	24/7
54540	E-5781	Dove	556500	26/7
54580	E-5789	Grosbeak	636000	26/7
54625	E-5800	Drake	795000	26/7
54630	E-5801	Mallard	795000	30/19
54650	E-5805	Rail	954000	45/7
54655	E-5806	Cardinal	954000	54/7
54695	E-5815	Pheasant	1272000	54/19
54735	E-5824	Chukar	1780000	84/119

Ref No.	Description	Catalog No.	Part No.
1	Carrying Case	54140	B-2027
2	Cutter Frame	54145	C-1069
3	Cutter Assembly (complete)	54150	C-1100-X
4	Bushin' Holder Assembly (complete)	54160	D-1530-X
5	Bar & Feed Screw Assembly	54165	D-1531-X
6	Roll Pin (2)	34355	E-2035
7	Knob Assembly	34625	E-3405-X
8	Cutter Wheel	54270	E-4695
9	Screw and Fastener (2)	54275	E-4749-X
10	Pin, Screw & Wing Nut Assembly	54280	E-5169-X
11	Roll (2)	54285	E-5172
12	Screw with Washer	34750	E-5546-X
13	Wheel Screw	54305	E-5837
14	Washer	54310	E-6311

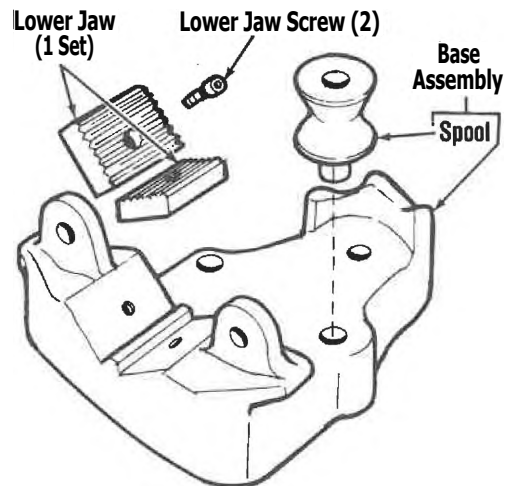
Other sizes from 8 AWG through 1,780,000 C.M. on request.

RIDGID Bench Yoke Visas

Nos. 20 through 27
Capacity: 1/8" through 6"



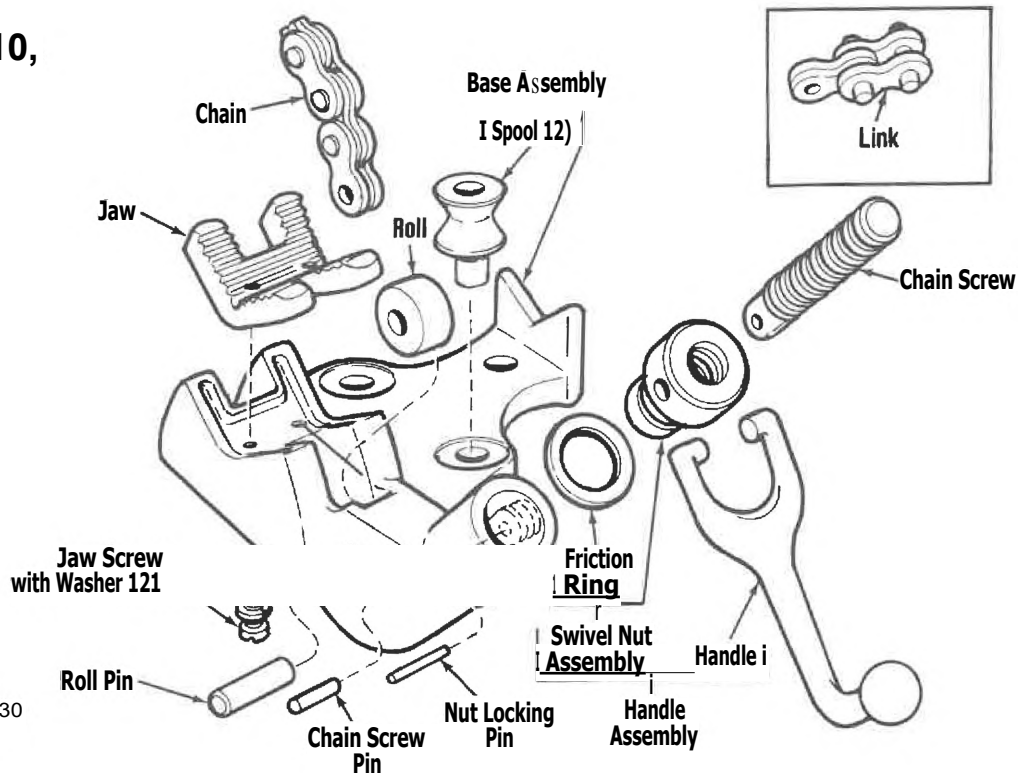
Yoke Assembly
(Complete)



Description	20 1 1/8" - 1 1/4"		21 Ye-2"		22 1/2" - 2 1/2"		23 ie-3"		24 Ye-3 1/2"		25 1/2" - 4"		26 Y-5"		27 Ye-6"	
	Catalog No.	Old Part No.	Catalog No.	Old Part No.	Catalog No.	Old Part No.	Catalog No.	Old Part No.	Catalog No.	Old Part No.	Catalog No.	Old Part No.	Catalog No.	Old Part No.	Catalog No.	Old Part No.
Base Assembly	40240	C-357	40305	C-352	40365	C-339	40420	B-314	40475	B-318	40510	B-319	40565	8-321	40615	B-323
Yoke Assembly	40250	C-737-X	40315	C-738-X	40375	C-739-X	40430	C-740-X	40485	C-741-X	40520	C-742-X	40600	C-743-X	40625	C-744-X
Yoke & Hook Assembly	40245	C-721-X	40310	C-722-X	40370	C-723-X	40425	C-724-X	40480	C-725-X	40515	C-726-X	40570	C-727-X	40620	C-728-X
Hook Assembly	40255	E-692-X	40320	E-679-X	40380	E-628-X	40435	E-682-X	40490	E-698-X	40525	E-703-X	40575	D-374-X	40630	D-377-X
Jaw Clamp Assembly	40280	E-5586-X	40360	E-5587-X	40395	E-5588-X	40445	E-5589-X	40500	E-5590-X	40540	E-5591-X	40585	E-5592-X	40650	E-5593-X
Feed Screw	40275	E-3101-X	40355	E-3102-X	40390	E-3103-X	40440	E-3104-X	40495	E-3105-X	40535	E-3106-X	40580	E-3107-X	40645	E-3108-X
Upper Jaw	40285	F-720	40335	F-700	40400	F-673	40455	F-704	40455	F-704	40545	F-725	140590	F-729	40590	F-729
Lower Jaw (1 Set)	40290	F-721-X	32100	F-701-X	40405	F-674-X	40460	F-705-X	40505	F-727-X	40550	F-726-X	32240	F-730-X	40660	F-732-X
Hinge Bolt, Washer and Nut	40295	F-742-X	40325	E-1430-X	40410	F-675-X	40465	F-706-X	40465	F-706-X	40560	F-805-X	40595	F-741-X	40665	F-740-X
Hinge Pin	40300	F-762	40340	F-763	40415	F-676	40470	F-764	40470	F-764	40555	F-765	40605	F-766	40670	F-767
Lower Jaw Screw (2)	40260	E-1500	32205	E-1406	32205	E-1406	32205	E-1406	32205	E-1406	32205	E-1406	32270	E-1027	32270	E-1027
Spool			40330	F-529	40330	F-529	40450	F-236	40450	F-236	40450	F-236	40450	F-236	40655	F-528
Jaw Clamp Screw with Washer (2)	40265	E-1730-X	40345	E-1705-X	40385	E-1706-X	40385	E-1706-X	40385	E-1706-X	40530	E-1707-X	40610	E-1708-X	40635	E-1709-X

RIDGID Bench Chain Vises

Nos. BC-210, BC-410,
BC-510, BC-610, BC-810,
BC-210-P & BC-410-P
Capacity: 1/8" through 8"



*Extra 68625 and 68630 Links are available.

Description	13C-210 1/8" - 2 1/2"		BC-410 1/2" - 4"		BC-510 1/2" - 5"		BC-610 1/4" - 6"		BC-810 1/2" - 5"	
	Catalog No.	Old Part No.	Catalog No.	Old Part No.	Catalog No.	Old Part No.	Catalog No.	Old Part No.	Catalog No.	Old Part No.
Base Assembly	40995	C-619	41045	8-796	41070	B-796-5	41120	8-799	41150	B-840
Jaw	40985	E-1246	41020	E-1230	41020	E-1230	41085	0-91	41140	0-92
Jaw Screw with Washer (2)	92615	E-1616-X	32457		32457		41090	E-1703-X	41145	E-1704-X
Spool (2)	40740	F-234	40450	F-236	40450	F-236	40450	F-236	40655	F-528
Chain Assembly	41005	E-2483	41055	E-2780	41075	E-2779	41130	E-2480	41155	E-2783
Link	68625	E-1789	68625	*E-1789	68625	*E-1789	68630	*E-1790	68630	*E-1790
Chain Screw	40980	E-2484	41065	E-2395	41065	E-2395	41095	E-2424	41095	E-2424
Chain Screw Pin	41040	E-2781	41040	E-2781	41040	E-2781	41115	E-2782	41115	E-2782
Handle Assembly	41000	E-3170-X	41050	E-3171-X	41050	E-3171-X	41125	E-3172-X	41125	E-3172-X
Swivel Nut Assembly	41010	E-2486-X	41060	E-2393-X	41060	E-2393-X	41135	E-2481-X	41135	E-2481-X
Handle	40970	E-2489	41015	E-2392	41015	E-2392	41080	E-2321	41080	E-2321
Friction Ring	40975	E-2487	41025	E-2394	41025	E-2394	41100	E-2482	41100	E-2482
Nut Locking Pin	31625	E-4782	31650	E-4783	31650	E-4783	31715	E-4785	31715	E-4785
Roll	40990	E-2488	40990	E-2488	40990	E-2488	41105	E-2425	41105	E-2425
Roll Pin	41035	E-2397	41035	E-2397	41035	E-2397	41110	E-2590	41110	E-2590

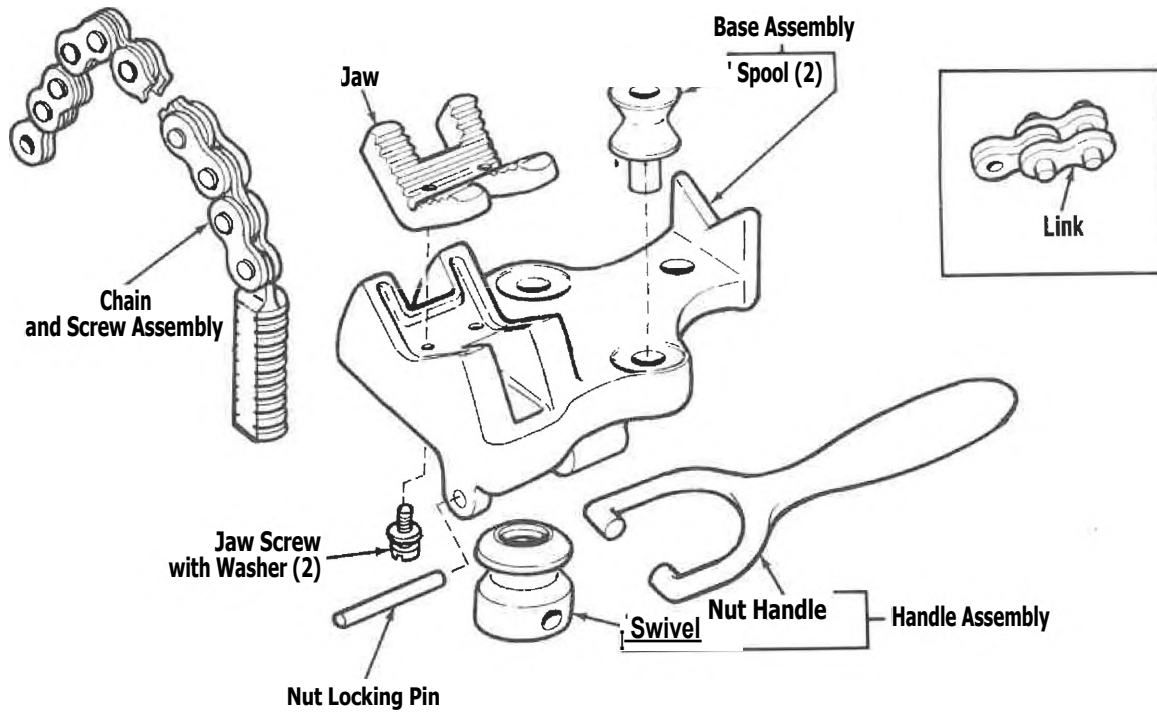
Description	Vises for Plastic Pipe			
	BC-210-1 ³ 1/2" - 2 1/2"		BC-410-P 1/2" - 4"	
	Catalog No.	Old Part No.	Catalog No.	Old Part No.
Jaw	41275	E-1241	41280	E-1242

Note: BC-210-P and BC-410-P Vises for plastic pipe have the same component parts as BC-210 and BC-410 with exception of Jaws.

RIDGID Bench Chain Vises

Nos. BC-2A, BC-4A,
and discontinued
Nos. BC-5A, BC-6A & BC-8A

Capacity: $\frac{1}{2}$ " through 8"



Description	BC-2A $\frac{1}{2}$ "-2"		BC-4A $\frac{1}{2}$ "-4"		BC-5A $\frac{1}{2}$ "-5"		BC-6A $\frac{1}{2}$ "-6"		BC-8A $\frac{1}{2}$ "-8"	
	Catalog No.	Old Part No.	Catalog No.	Old Part No.	Catalog No.	Old Part No.	Catalog No.	Old Part No.	Catalog No.	Old Part No.
Base Assembly	40695	C-133-1	40745	B-100-1	40745	B-100-1				
Jaw	40985	E-1246	41020	E-1230	41020	E-1230	41085	D-91	41140	D-92
Jaw Screw with Washer (2)	40735	E-1700-X	40785	E-1701-X	40785	E-1701-X	41090	E-1703-X	41145	1-1704-X
Spool (2)	40740	1-234	40450	F-236	40450	F-236	40450	F-236	40655	F-528
Chain and Screw Assembly	40715	E-1587-X	40755	E-1584-X	40755	E-1584-X	40790	E-1795-X	40800	1-1589-X
Handle Assembly	40725	E-1588-X	40765	E-1585-X	40765	E-1585-X	40765	E-1585-X	40810	E-1590-X
Link	68625	*1-1789	68625	*1-1789	68625	*1-1789	68630	*1-1790	68630	*1-1790
Swivel Nut	40720	E-1588	40760	E-1585	40760	1-1585	40760	E-1585	40805	E-1590
Handle	32190	0-11	32190	0-11	32190	D-11	32190	0-11	32190	0-11
Nut Locking Pin	40730	E-1599	40775	E-1598						

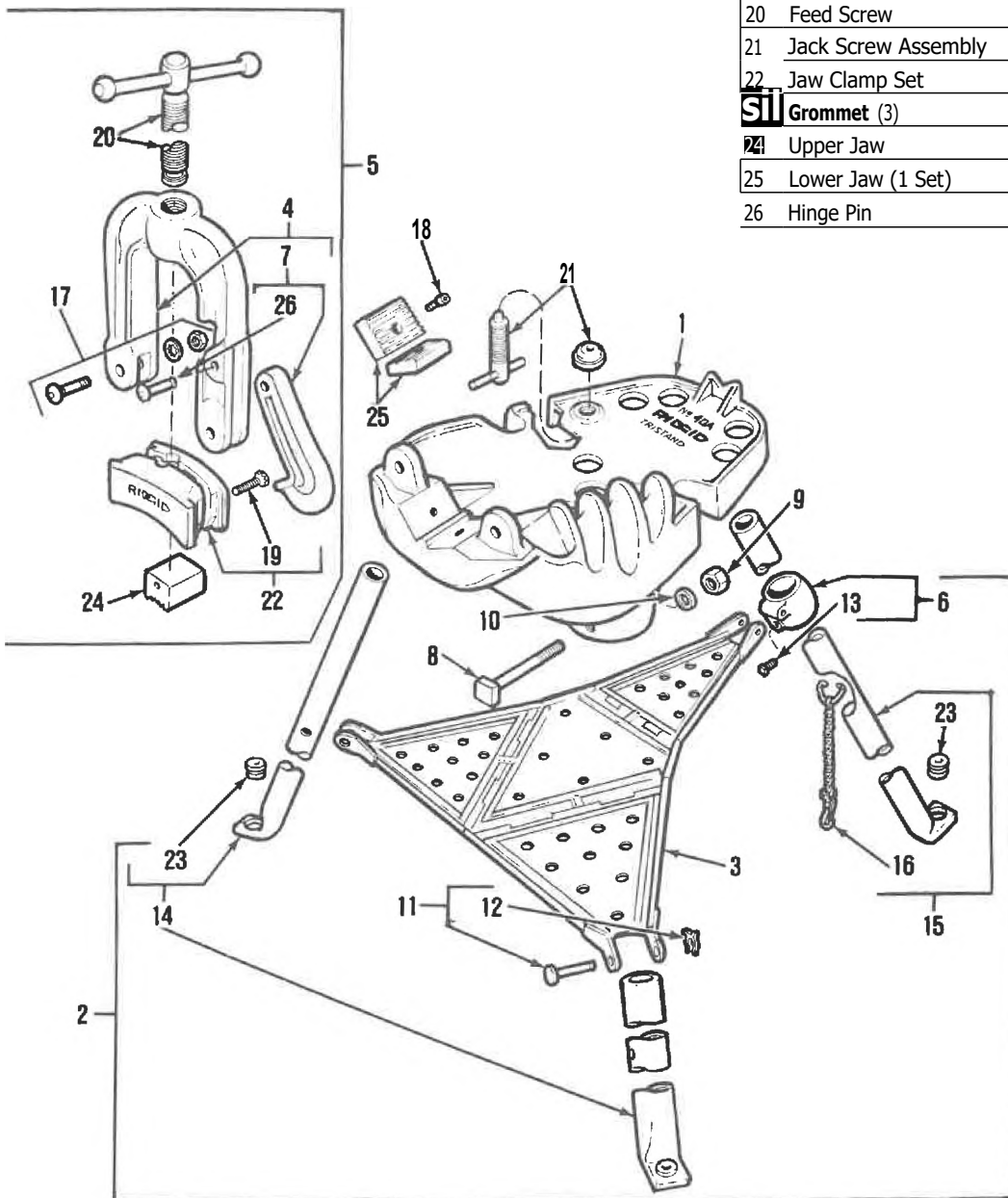
*Extra 68625 and 68630 Links are available.

RIDG1D o. 40-A Tristand Yoke Vice

Capacity: 1/8" through 2 1/2"

Ref. No.	Description	Catalog No.	Old Part No.
1	Base	40895	A-15
2	Legs & Tray Assembly	40915	B-2007-X
3	Tool Tray	41240	C-448
4	Yoke & Hook Assembly	40900	C-746-X
5	Yoke Assembly	40920	C-747-X
6	Tray Support with Screw	43905	0-488-X
7	Hook Assembly	40380	E-628-X
8	Leg Bolt (3)	46675	E-868
9	Nut (3)	44225	E-1094

Ref. No.	Description	Catalog No.	Old Part No.
10	Lock Washer (3)	40930	E-1095
11	Tray Pin & Washer (3)	41265	E-1375-X
12	"X" Washer (3)	41270	E-1377
13	Set Screw	41245	E-1380
14	Front Leg Assembly (2)	41255	E-1385-X
15	Rear Leg Assembly	41250	E-1389-X
16	Leg Chain	40945	E-1444-X
17	Hinge Bolt, Nut & Washer	40905	E-1471-X
18	Lower Jaw Screw (2)	40910	E-1669
19	Jaw Clamp Screw with Washer (2)	40385	E-1706-X
20	Feed Screw	40390	E-3103-X
21	Jack Screw Assembly	41230	E-3207-X
22	Jaw Clamp Set	40395	E-5588-X
23	Grommet (3)	40940	F-532
24	Upper Jaw	40400	F-673
25	Lower Jaw (1 Set)	40405	F-674-X
26	Hinge Pin	40415	F-676

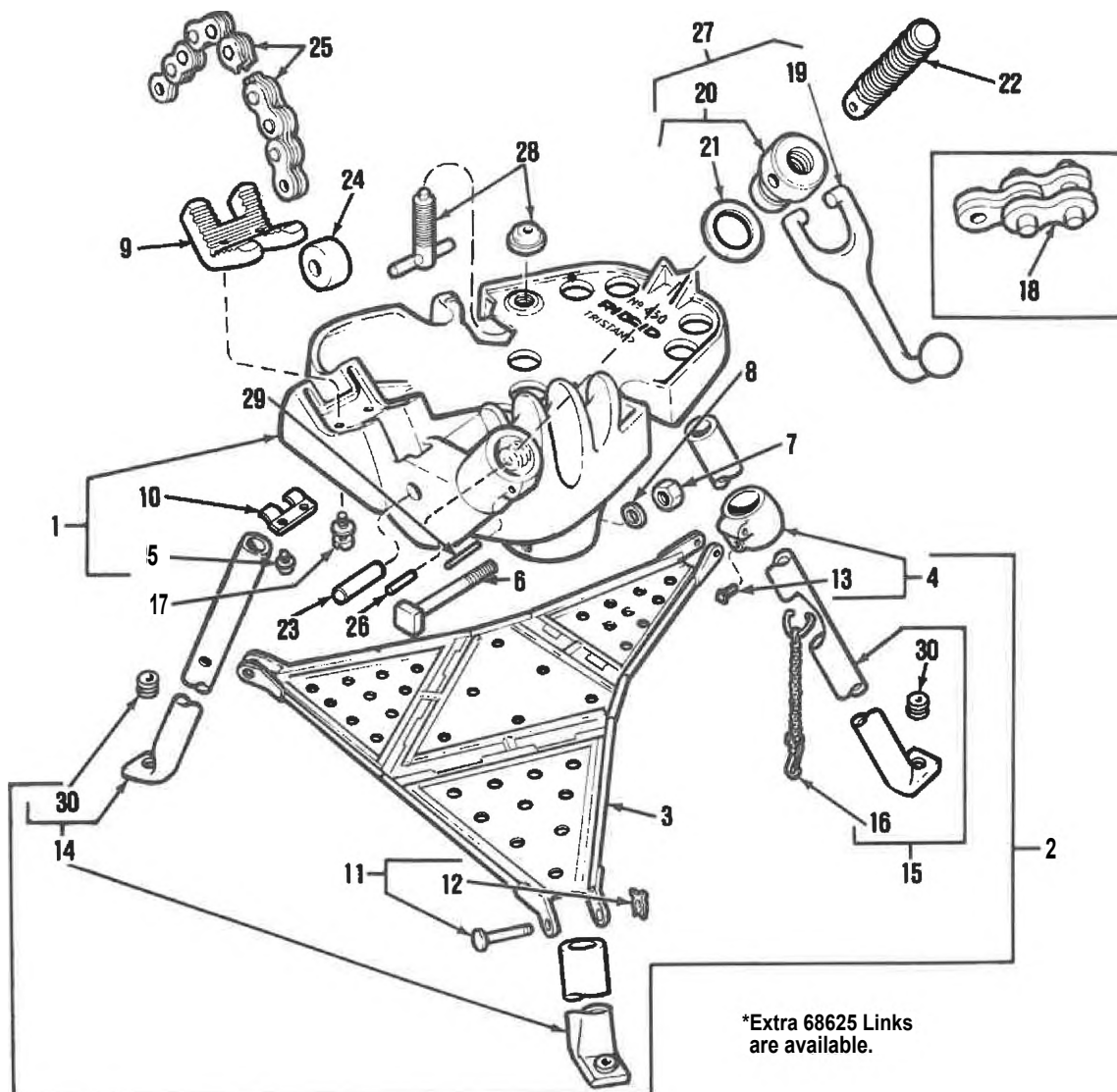


The Ridge Tool Co.—Elyria, Ohio, U.S.A.

4/90

RIDGID No. 450 Tristand Chain Vice

Capacity: 1/4" through 5"

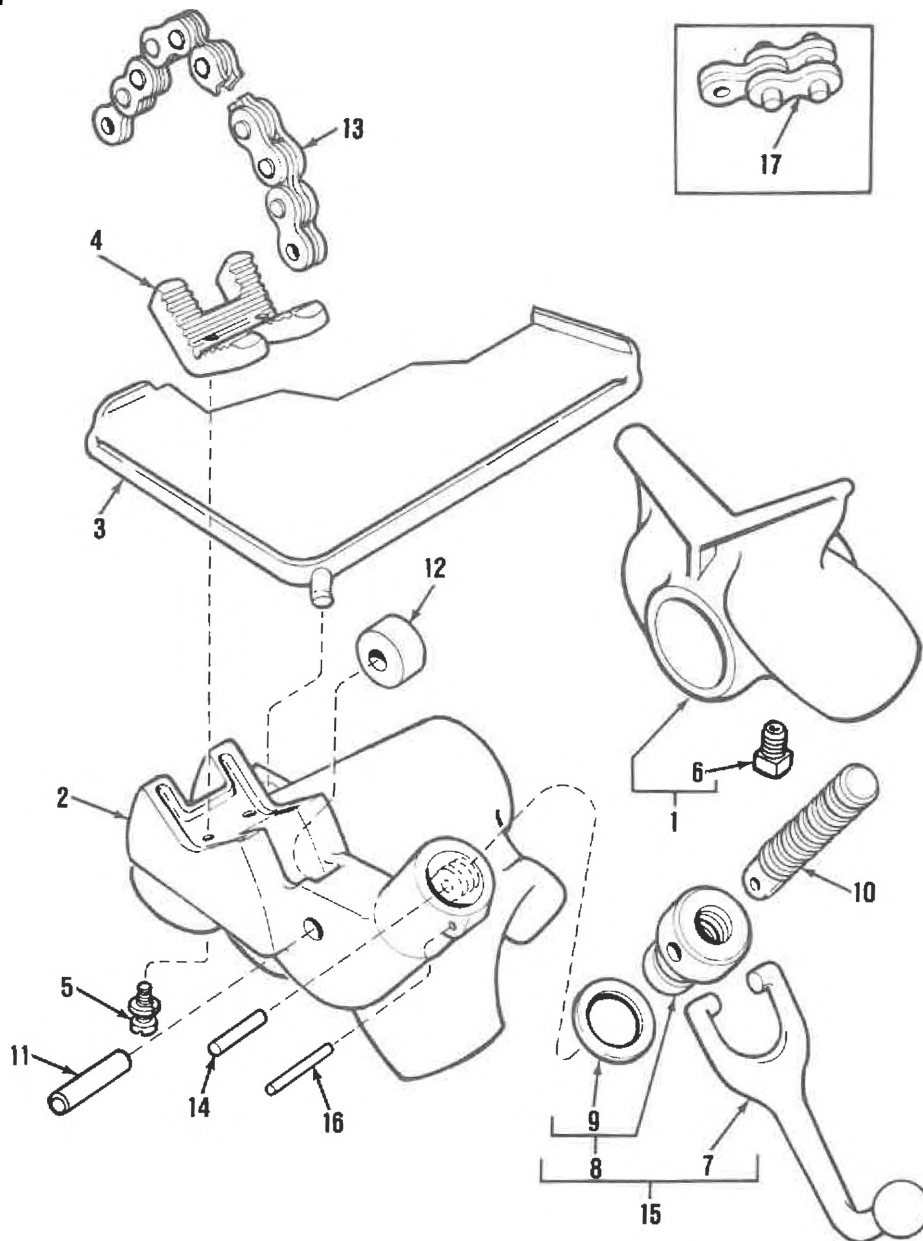


Ref.	Description	Catalog No.	Old Part No.
1	Base with Wear Plate and Screws	41170	A-17-1-X
2	Leg & Tray Assembly	40915	B-2007-X
3	Tool Tray	41240	C-448
4	Tray Support with Screw	41235	D-488-X
5	Screw with Washer (2)	40960	E-75-X
6	Leg Bolt (3)	46675	E-868
7	Nut (3)	44225	E-1094
8	Lock Washer (3)	40930	E-1095
9	Jaw	41020	E-1230
10	Wear Plate	40955	E-1339
11	Tray Pin with "X" Washer (3)	41265	E-1375-X
12	"X" Washer (3)	41270	E-1377
13	Set Screw	41245	E-1380
14	Front Leg Assembly (2)	41255	E-1385-X
15	Rear Leg Assembly	41250	E-1389-X

Ref. No.	Description	Catalog No.	Old Part No.
16	Leg Chain	40945	E-1444-X
17	Jaw Screw with Washer (2)	41090	E-1703-X
18	Link	68625	*E-1789
19	Handle	41015	E-2392
20	Swivel Nut with Friction Ring	41060	E-2393-X
21	Friction Ring	41025	E-2394
22	Chain Screw	41065	E-2395
23	Roll Pin	41035	E-2397
24	Roll	40990	E-2488
25	Chain Assembly	41075	E-2779
26	Chain Screw Pin	41040	E-2781
27	Handle Assembly	41050	E-3171-X
28	Jack Screw Assembly	41230	E-3207-X
29	Nut Locking Pin	31650	E-4783
30	Grommet (3)	40940	F-532

RIDGID No. 560 Stand Chain Vice

Capacity: $\frac{1}{8}$ " through 5"

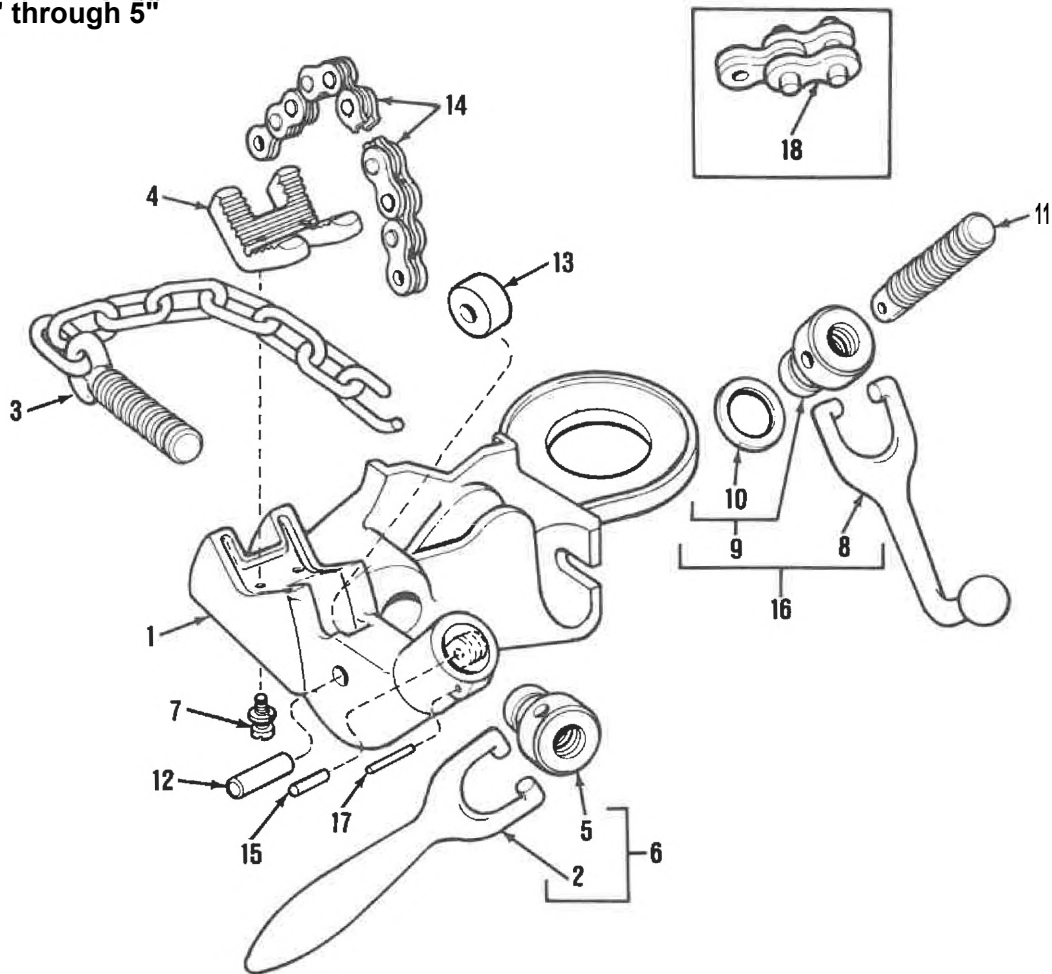


Ref. No.	Description	Catalog No.	Old Part No.
1	Rear Support with Set Screw	40850	B-22-X
2	Base	41165	B-1161
3	Tool Tray	40845	C-17
4	Jaw	41020	E-1230
5	Jaw Screw & Washer (2)	40785	E-1701-X
6	Set Screw	40855	E-1712
7	Handle	41015	E-2392
8	Swivel Nut with Friction Ring	41060	E-2393-X
9	Friction Ring	41025	E-2394

Ref. No.	Description	Catalog No.	Old Part No.
10	Chain Screw	41065	E-2395
11	Roll Pin	41035	E-2397
12	Roll	40990	E-2488
13	Chain Assembly	41075	E-2779
14	Chain Screw Pin	41040	E-2781
15	Handle, Swivel Nut & Friction Ring Assembly	41050	E-3171-X
16	Nut Locking Pin	31650	E-4783
17	Link	68625	E-1789

RIDGID No. 640 Post Chain Vice

Capacity: 1/8" through 5"



Ref. No.	Description	Catalog No.	Old Part No.
1	Base	41160	B-1168
2	Handle	32190	D-11
3	Coin Chain & Eye Bolt Assembly	40825	E-43
	Jaw	41020	E-1230
5	Swivel Nut	40830	E-1468
6	Handle Assembly	40820	E-1468-X
7	Jaw Screw with Washer (2)	41090	E-1703-X
8	Handle	41015	E-2392
9	Swivel Nut with Friction Ring	41060	E-2393-X

Ref. No.	Description	Catalog No.	Old Part No.
10	Friction Ring	41025	E-2394
11	Chain Screw	41065	E-2395
12	Roll Pin	41035	E-2397
13	Roll	40990	E-2488
14	Chain Assembly	41075	E-2779
15	Chain Screw Pin	41040	E-2781
16	Handle Assembly	41050	E-3171-X
17	Nut Locking Pin	31650	E-4783
18	Link	68625	E-1789

RIDGID Kit Yoke Vises

No. 37

Capacity: 1/8" through 1 1/4"

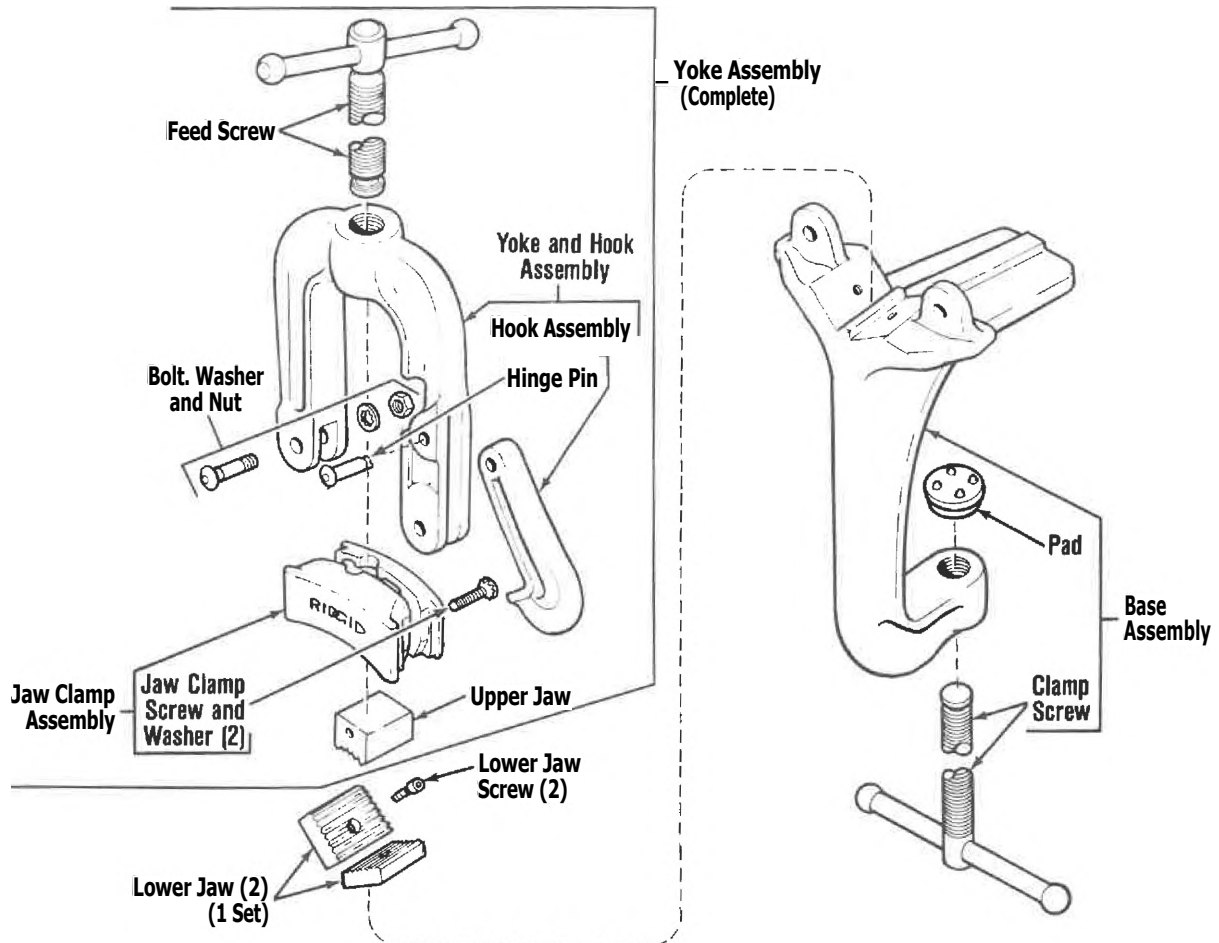
No. 38

Capacity: 1/4" through 2"

No. 39

Capacity: 1/4" through 2 1/2"

Description	37 1/2" - 1 1/4"		38 W - 2"		39 1/8" - 2 1/2"	
	Catalog No.	Old Part No.	Catalog No.	Old Part No.	Catalog No.	Old Part No.
Base Assembly	40875	C-361-X	40885	B-335-X	40890	B-331-X
Yoke Assembly (Complete)	40250	C-737-X	40315	C-738-X	40375	C-739-X
Yoke and Hook Assembly	40245	C-721-X	40310	C-722-X	40370	C-723-X
Hook Assembly	40255	E-692-X	40320	E-679-X	40380	E-628-X
Jaw Clamp Assembly	40280	E-5586-X	40360	E-5587-X	40395	E-5588-X
Feed Screw	40275	E-3101-X	40355	E-3102-X	40390	E-3103-X
Upper Jaw	40285	F-720	40335	F-700	40400	F-673
Lower Jaw (1 Set)	40290	F-721-X	32100	F-701-X	40405	F-674-X
Bolt, Washer & Nut	40295	F-742-X	40325	E-1430-X	40410	F-675-X
Hinge Pin	40300	F-762	40340	F-763	40415	F-676
Lower Jaw Screw (2)	40260	E-1500	32205	E-1406	32205	E-1406
Jaw Clamp Screw and Washer (2)	40265	E-1730-X	40345	E-1705-X	40385	E-1706-X
Pad	40870	F-57	40880	F-351	40880	F-351
Clamp Screw	40865	E-4504-X	40355	E-3102-X	40355	E-3102-X



RIDGID Open Side Vises

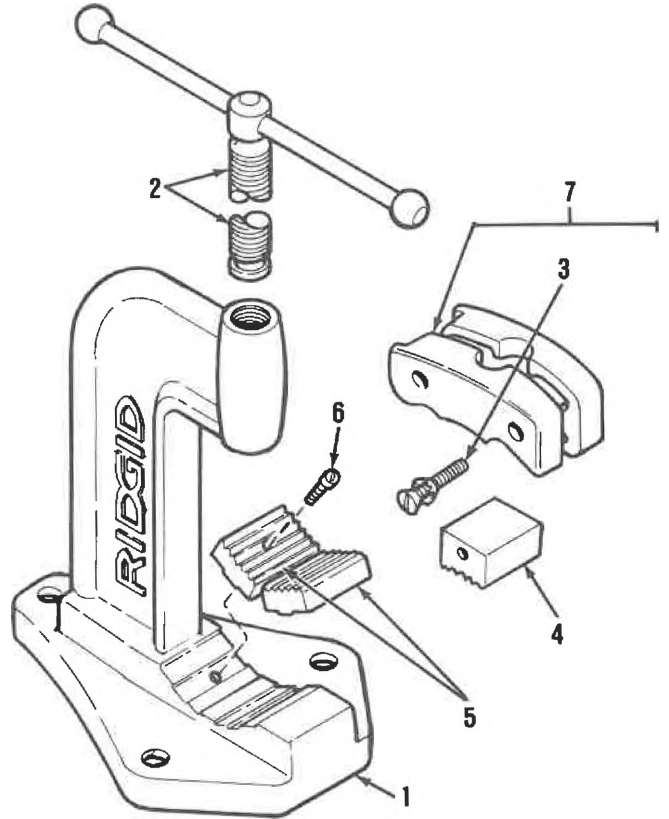
No. 57

Capacity: $\frac{1}{8}$ " through $2\frac{1}{2}$ "

No. 58

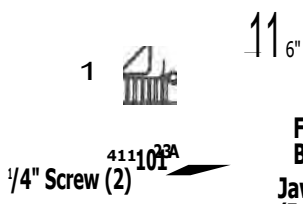
Capacity: $\frac{1}{8}$ " through $4\frac{1}{2}$ "

Ref. No.	Description	57 ye 21/2"		58 w 41/2"	
		Catalog No.	Old Part No.	Catalog No.	Old Part No.
	Base	40675	8-200	40690	B-201
2	Feed Screw	40680	E-1159-X	40700	E-1160-X
1	Jaw Clamp Screw with Washer (2)	40385	E-1706-X	40530	E-1707-X
4	Upper Jaw	40400	F-673	40545	F-725
5	Lower Jaw (1 Set)	40405	F-674-X	40550	F-726-X
6	Lower Jaw Screw (2)	32205	E-1406	32205	E-1406
7	Jaw Clamp Assembly	40685	E-1331-X	40705	E-1332-X



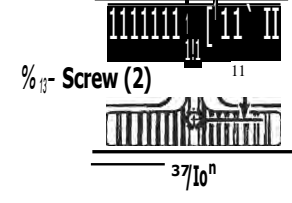
RIDGID Vise Jaws

Cap: $\frac{3}{8}$ "— 2" Pipe



For Vises: BC-2, BC-2A & BC-210
Jaw 40985 (E-1246)


Cap: $\frac{1}{4}$ "— 4" Pipe



411111110110 Jaw 41020 E 30

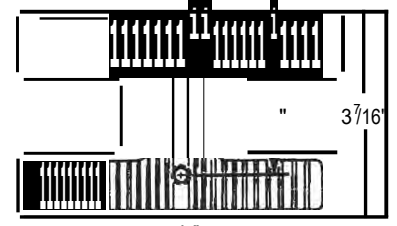
For Vises: BC-4, BC-4A, BC-410, BC-5, BC-5A, BC-510, SC-5, 56-A, 560, TSC-4, 45A, 450, PC-5, 64A and 640.

Cap: $\frac{1}{2}$ "— 6" Pipe



Jaw 41085 (0-91)
For Vises: BC-6, BC-6A and BC-610

Cap: $\frac{1}{2}$ "— 8" Pipe



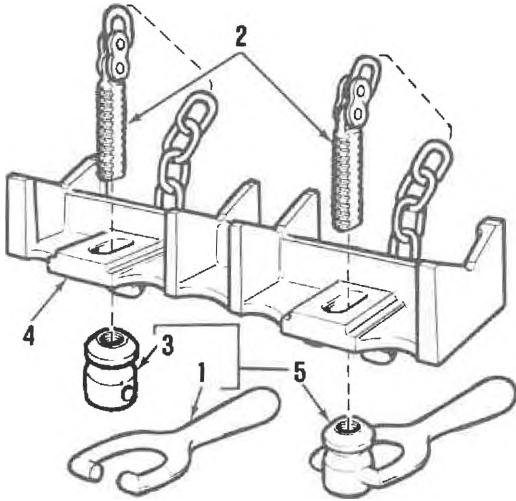
Jaw 1140 (DV)
For Vises: BC-8, BC-8A, and BC-810

—Vice Jaw Replacement:
Order by Part Number shown on Jaw. When ordering old style vise jaws, be sure that your present vise jaws and hole mounting dimensions correspond with vise jaws illustrated.

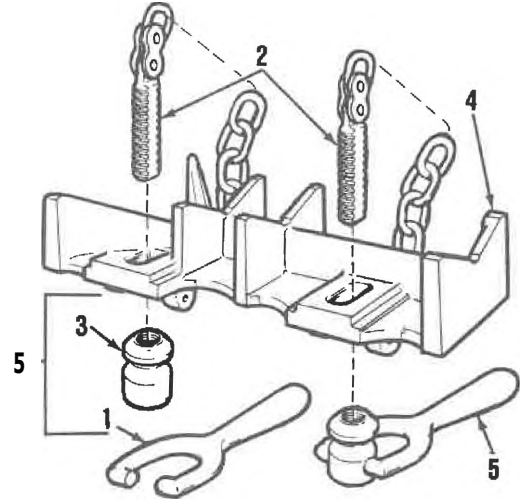
Vise Jaws No Longer Available:
Jaw for BY-1 1/4, BY-2A, BY-21/2, BY-3, BY-3 1/2, BY-4, BY-5, BY-6, KY-1 1/4, KY-2A, KY-2 1/2, SY-2 1/2, SY-3 1/2 and TSY-3 1/2.

RIDGID Welding Vises

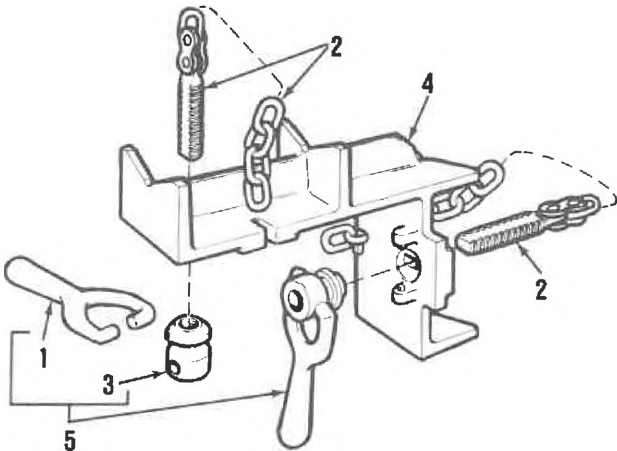
No. 461 Straight Pipe Vise Capacity: 1/2" through 8"



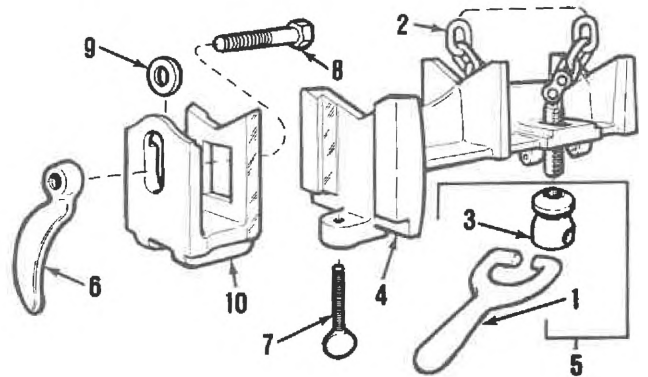
No. 463 Elbow Pipe Vise Capacity: 2 1/2" through 8"



No. 462 Angle Pipe Vise Capacity: 1/2" through 12"



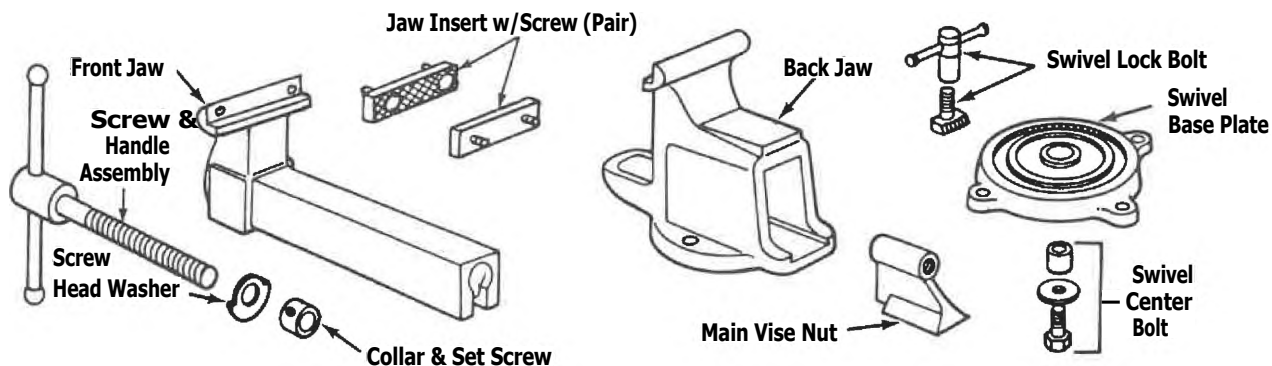
No. 464 Flange Pipe Vise Capacity: 2 1/2" through 8"



Ref. No.	Description	461		462		463		464	
		Catalog No.	Old Part No.	Catalog No.	Old Part No.	Catalog No.	Old Part No.	Catalog No.	Old Part No.
1	Handle (2)*	32190	0-11	32190	0-11	32190	0-11	32190	0-11
2	Coil Chain and Screw Assembly (2)	41180	E-1211	41180	E-1211	41180	E-1211	41180	E-1211
3	Nut (2)*	40720	E-1588	40720	E-1588	40720	E-1588	40720	E-1588
4	Base w/Pivot Pins	41185	B-461-X	41190	B-462-X	41195	B-464-X	41225	B-465-X
5	Handle and Nut (2)*	40725	E-1588-X	40725	E-1588-X	40725	E-1588-X	40725	E-1588-X
	Clamp Lever							41205	E-1204
	Adjusting Screw							41210	E-1208
8	Bolt							41215	E-1209
9	Flat Washer							41220	E-1210
10	Slide Bracket							41200	C-355

*No. 464 has only one each of these items.

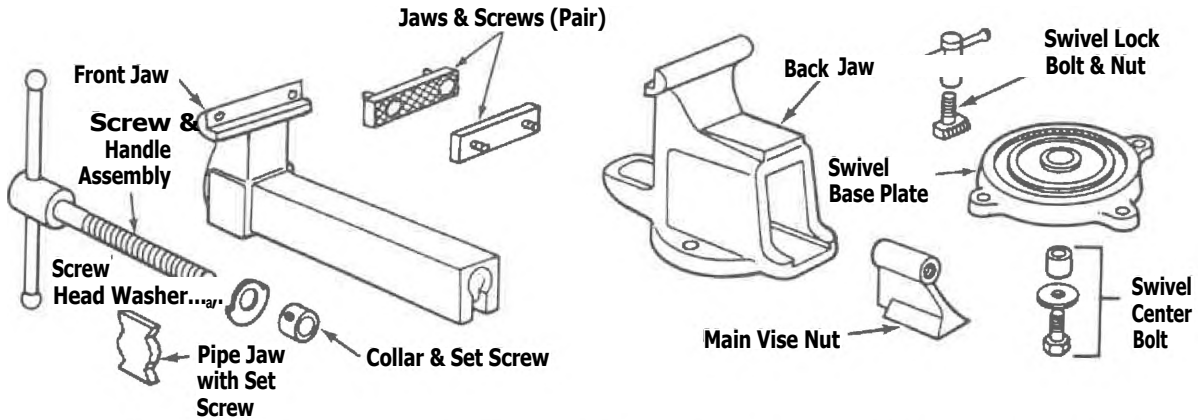
RIDGID Machinists Vise Parts



Product No.	Jaw Inserts (Pair)	Main Vise Nut	Screw & Handle Assembly	Screw Head Washer	Collar & Set Screw	Base Plate	Center Bolt	Lock Bolt & Nut	Front Jaw w/Insert	Back Jaw w/Insert
30E-PN/SN	29682	90345	90350	90355	90360	90340	90370	90375	29702	29737
35F-PN/SN	29687	90400	90405	90410	90415	90395	90370	90375	29707	29742
40E-PN/SN	29692	90445	90450	90455	90460	90440	99180	90375	29712	29747
451-PN/SN	29697	90445	90485	90455	90460	90440	90370	90375	29717	29752
45 CPSN	90815	90805	90810	90455	90460	90440	90370	90375	90795	90800
50E-PN/SN	29802	90515	90520	90525	90530	90510	90540	90545	29722	29757
60E-PN/SN	29807	90575	90580	90585	90590	90570	90600	90545	29727	29762
80E-PN/SN	29812	90630	90635	90640	90645	90625	90655	90545	29732	29767

Product No.	Jaw Inserts (Pair)	Main Vise Nut	Screw & Handle Assembly	Screw Head Washer	Collar & Set Screw	Base Plate	Center Bolt	Lock Bolt & Nut	Front Jaw w/Insert	Back Jaw w/Insert
30PN 30SN	90365	90345	90350	90355	90360	90340	90370	90375	90330	90335
35PN 35SN	90420	90400	90405	90410	90415	90395	90370	90375	90385	90390
40PN 40SN	90465	90445	90450	90455	90460	90440	99180	90375	90430	90435
45PN 45SN	90490	90445	90485	90455	90460	90440	90370	90375	90475	90480
50PN 50SN	90535	90515	90520	90525	90530	90510	90540	90545	90500	90505
60PN 60SN	90595	90575	90580	90585	90590	90570	90600	90545	90560	90565
80PN 80S N	90650	90630	90635	90640	90645	90625	90655	90545	90615	90620

RIDGID Combination Pipe Vise Parts



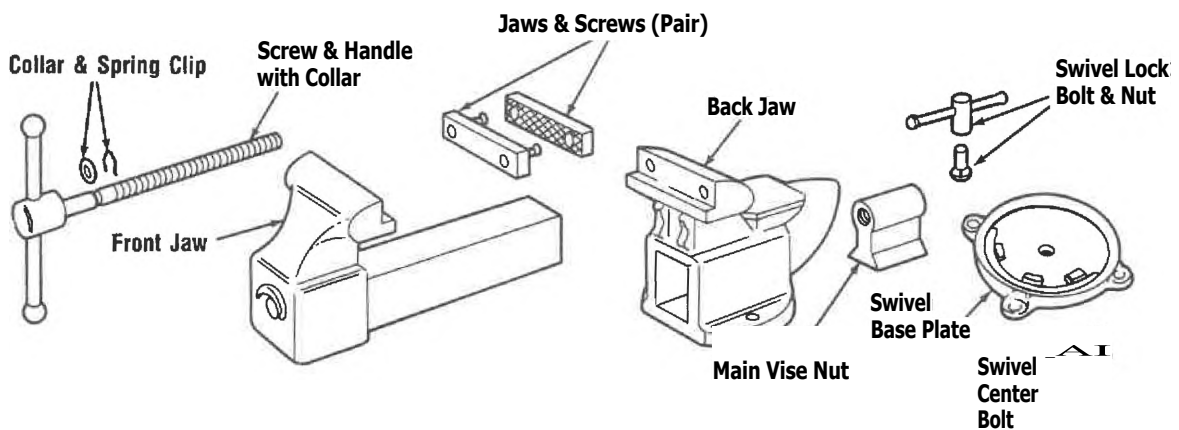
Product No.	Collar & Set Screw	Swivel Base	Center Bolt	Lock Bolt	Front Jaw w/Insert	Back Jaw w/Insert	Pipe Jaws* (Each)	Jaw Inserts (Pair)	Main Vise Nut	Screw & Handle Assembly	Screw Head Washer
35F-CPN	90415	90340	90370	90375	29772	29787	90720	29687	90400	90405	90410
45F-CPN	90460	90440	99180	90375	29777	29792	90740	29697	90445	90450	90455
60E-CPN	90780		90655	90545	29782	29797	90785	29807	90765	90770	90775

*Three Pipe Jaws are required to make a set

Product No.	Collar & Set Screw	Swivel Base	Center Bolt	Lock Bolt	Front Jaw w/Insert	Back Jaw w/Insert	Pipe Jaws* (Each)	Jaw Inserts (Pair)	Main Vise Nut	Screw & Handle Assembly	Screw Head Washer
35CPN	90415	90340	90370	90375	90710	90715	90720	90420	90400	90405	90410
45CPN	90460	90440	99180	90375	90730	90735	90740	90490	90445	90450	90455
60CPN	90780	90760	90655	90545	90750	90755	90785	90595	90765	90770	90775

*Three Pipe Jaws are required to make a set.

RIDGID Utility Vise Parts



Product No.	Jaw Inserts (Pair)	Main Vise Nut	Screw & Handle Assembly	Collar & Spring Clip	Swivel Base	Center Bolt	Lock Bolt & Nut	Front Jaw	Back Jaw
3500R	90855	90840	90845	90850	90835	90860	90865	90825	90830
4000R	90905	90890	90895	90900	90885	90860	90910	90875	90880
500011	90950	90935	90940	90945	90930	90860	90910	90920	90925
6000R	26262	90935	90940	90945	26267	26272	26277	26282	26287

RIDGID Flaring Tools

No. 375

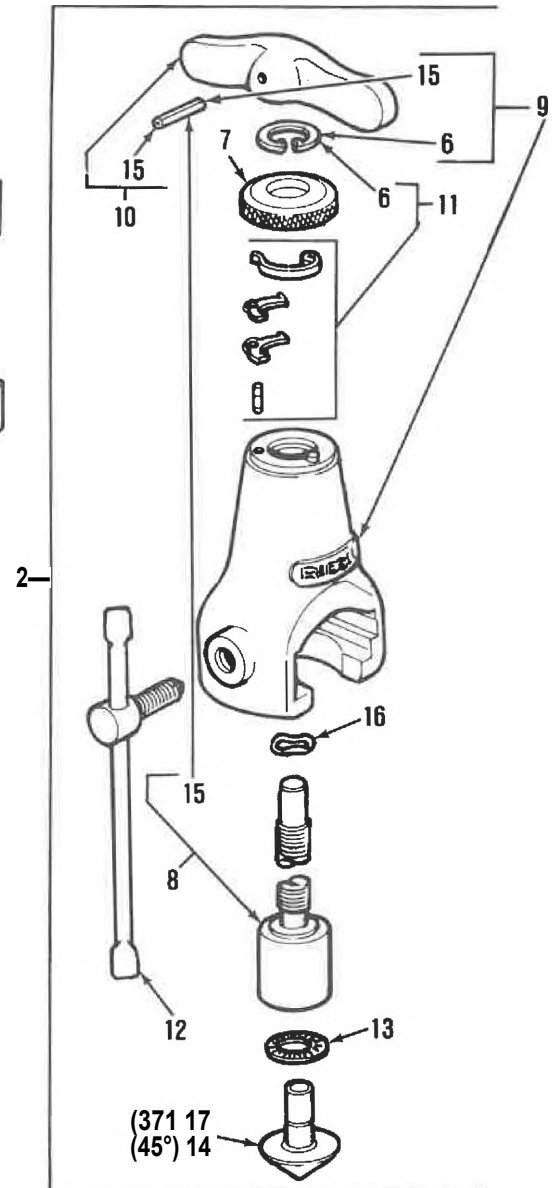
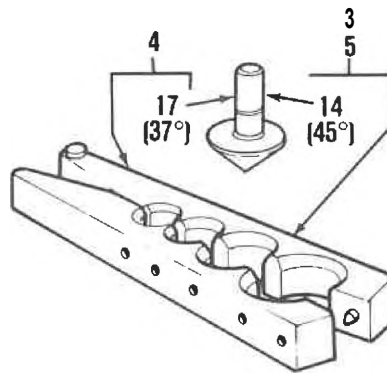
Capacity: 1/2"-1" (37°)

No. 455

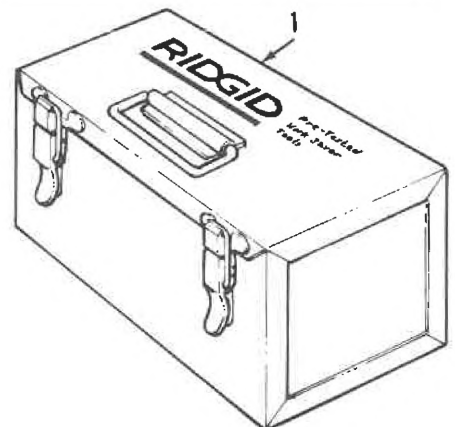
Capacity: 1/2"-1" (45°)

No. 454-W

Capacity: 3/4"-1" (45°)



Ref. No.	Description	Catalog No.	Old Part No.
1	Carrying Case	41355	C-3
2	Yoke & Shaft Assembly (Complete)	41360	D-1-X
	No. 454-W Flaring Bar Assembly (Complete)	41395	D-1452-X
	No. 375 Flaring Bar Assembly (Complete)	41400	D-1585-X
5	No. 455 Flaring Bar Assembly (Complete)	41405	D-1586-X
6	Retaining Ring	41410	E-26
	Cap	41415	E-27
8	Shaft Assembly	41430	E-69-X
9	Yoke Assembly	41435	E-70-X
10	Handle with Pin	41440	E-73-X
11	Latch and Spring Assembly	41445	E-74-X
12	Clamp Screw Assembly	41515	E-3657-X
13	Thrust Bearing	41535	E-5210
14	45 Degree Cone	41540	E-5315
15	Pin	41545	E-5397
16	Spring Washer	35520	E-6068
17	37 Degree Cone	41555	E-6217
	Needle Bearing (Not Shown)	33392	



RIDGID Flaring Tools

No. 376

Capacity: 3/8" through 3/4" (37°)

No. 457

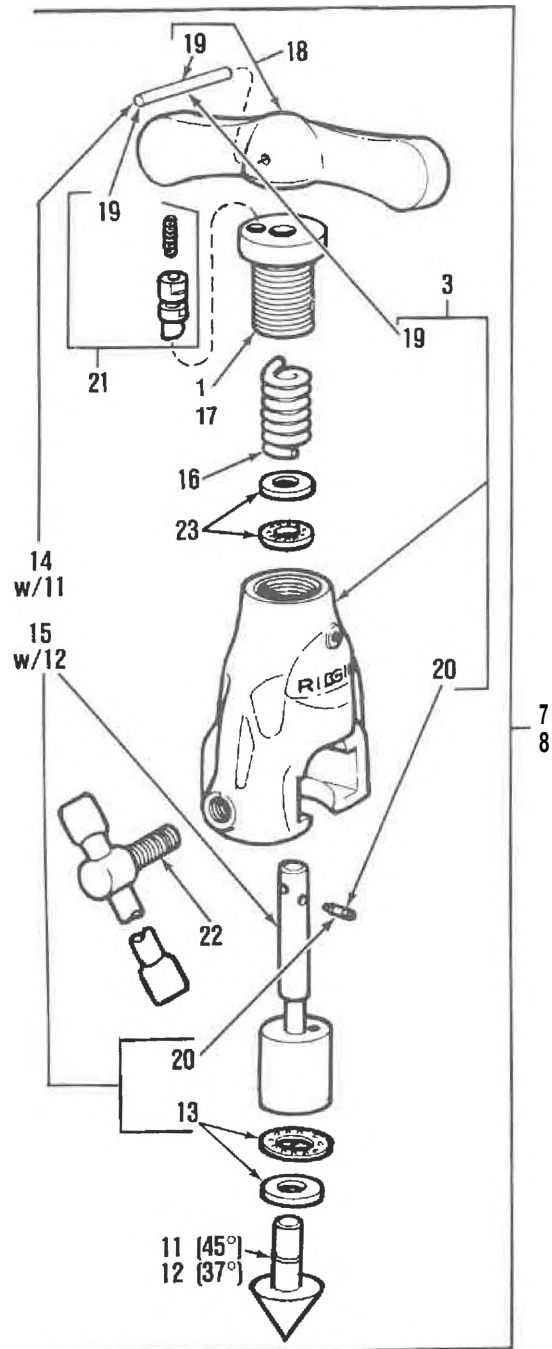
Capacity: 3/4" through 3/4" (45°)

No. 459

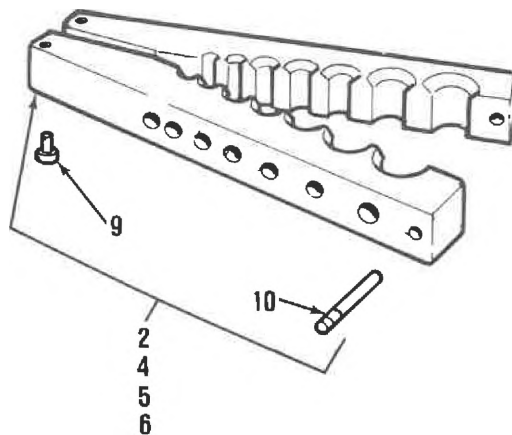
Capacity: 1/8" through 3/4" (45°)

No. 458M

Capacity: fimm through 18mm (45°)



Ret. No.	Description	Catalog No.	Old Part No.
1	Feed Screw (Used with 45 Degree Flaring Tool)	41525	E-4451
2	No. 458M Flaring Bar Assembly	83370	C-559-X
3	Yoke	41370	D-1001-1-X
4	No. 459 Flaring Bar Assembly	41380	D-1004-X
5	No. 457 Flaring Bar Assembly	41385	D-1006-X
6	No. 376 Flaring Bar Assembly	41365	D-1007-X
7	37 Degree Yoke & Shaft Assembly	41390	D-1102-X
8	45 Degree Yoke & Shaft Assembly	41375	D-1103-X
9	Stop Pin (2)	41450	E-3639
10	Locating Pin	41455	E-3640
11	45 Degree Cone	41460	E-3641-1
12	37 Degree Cone	41465	E-3642-1
13	Thrust Bearing	39147	
14	45 Degree Shaft Assembly	41475	E-3645-X
15	37 Degree Shaft Assembly	41480	E-3646-X
16	Spring	41485	E-3650
17	Feed Screw (Used with 37 Degree Flaring Tool)	41490	E-3651
18	Handle with Pin	41495	E-3652-X
19	Pin	41500	E-3653
20	Pin	41505	E-3654
21	Plunger Assembly	41510	E-3655-X
22	Clamp Screw Assembly	41515	E-3657-X
23	Bearing	41520	E-3658
	Needle Bearing (Not Shown)	33392	—



RIDGID Flaring Tools

No. 458

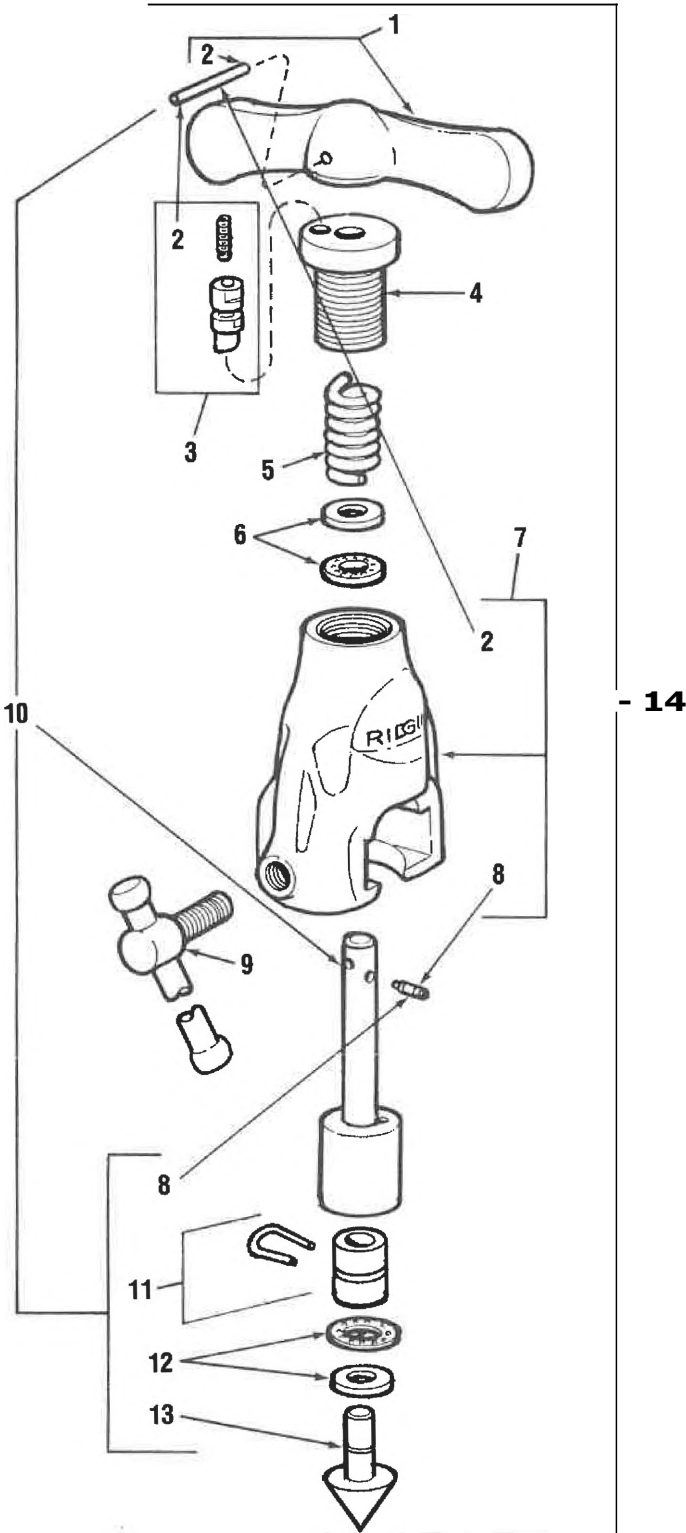
Capacity: 1/8" through 3/4" (45°)

No. 458MM

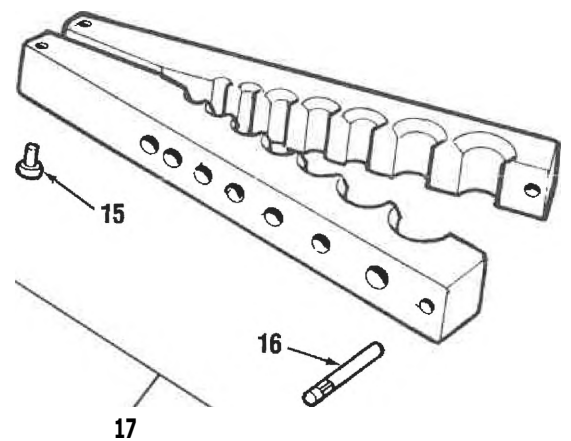
Capacity: 6 mm through 18 mm (45°)

No. 377

Capacity: 3/16" through 3/4" (37°)



Ref. No.	Description	Catalog No.
1	Handle with Pin	41495
2	Roll Pin	41500
3	Plunger Assembly	41510
4	Feed Screw - 45°	41525
	Feed Screw - 37°	41490
	Spring	41485
C.H.	Bearing Assembly	41520
7	Yoke Assembly	39722
8	Pin	41505
9	Clamp Screw Assembly	41515
10	Shaft Assembly - 45°	41475
	Shaft Assembly - 37°	41480
11	Bearing w/Clip	39747
12	Thrust Bearing Assembly	39147
13	Cone - 45°	41460
	Cone - 37°	41465
14	Yoke and Shaft Assembly - 45°	39742
	Yoke and Shaft Assembly - 37°	42092
15	Stop Pin (2)	41450
16	Locating Pin	41455
17	Flaring Bar Assembly - 458	39727
	Flaring Bar Assembly - 458MM	42097
	Flaring Bar Assembly - 377	42102



ROOD Nos. 358, 368 & 378 Lever-Type Ratchet Tube Benders

No. 358

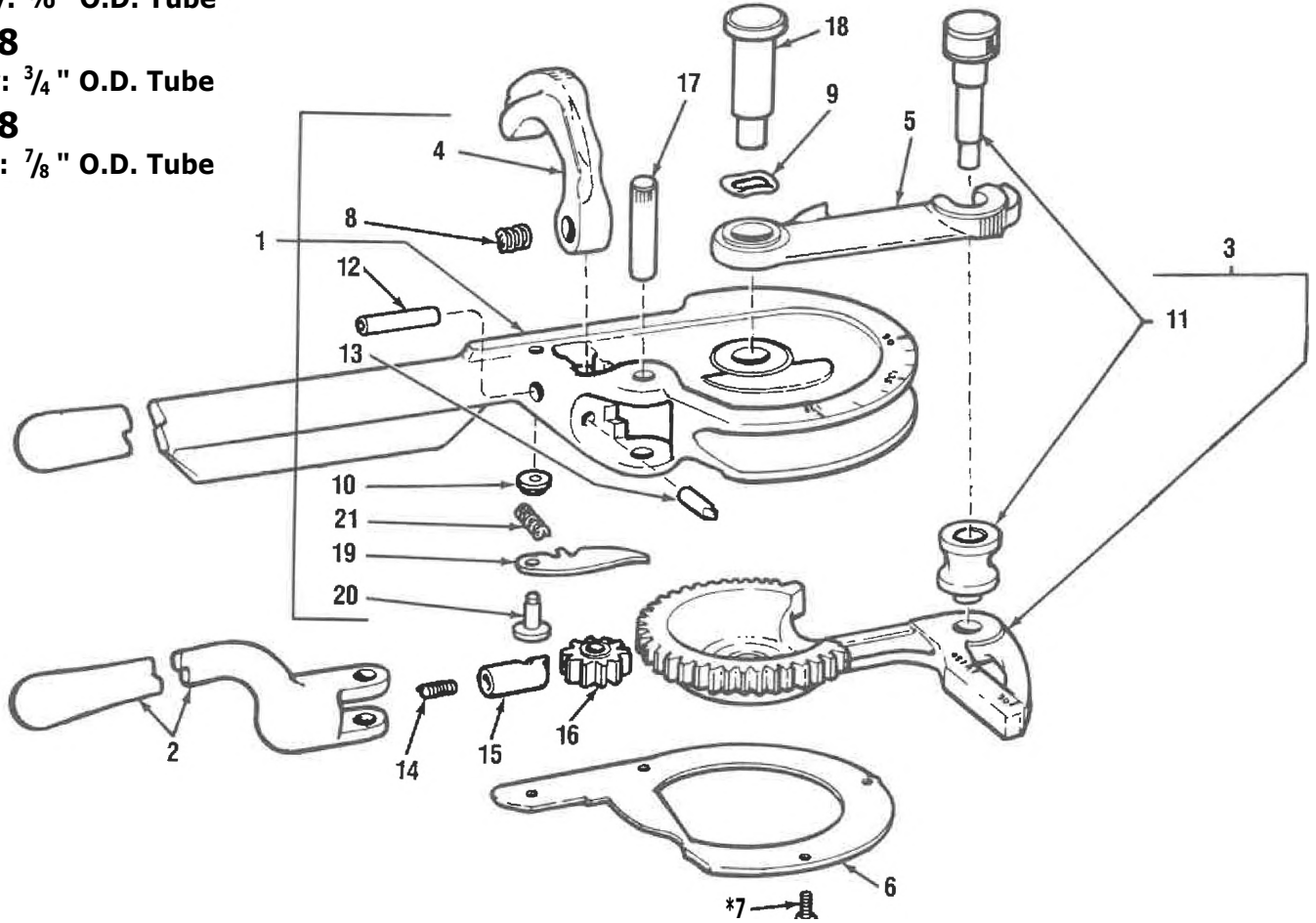
Capacity: 5/8" O.D. Tube

No. 368

Capacity: 3/4" O.D. Tube

No. 378

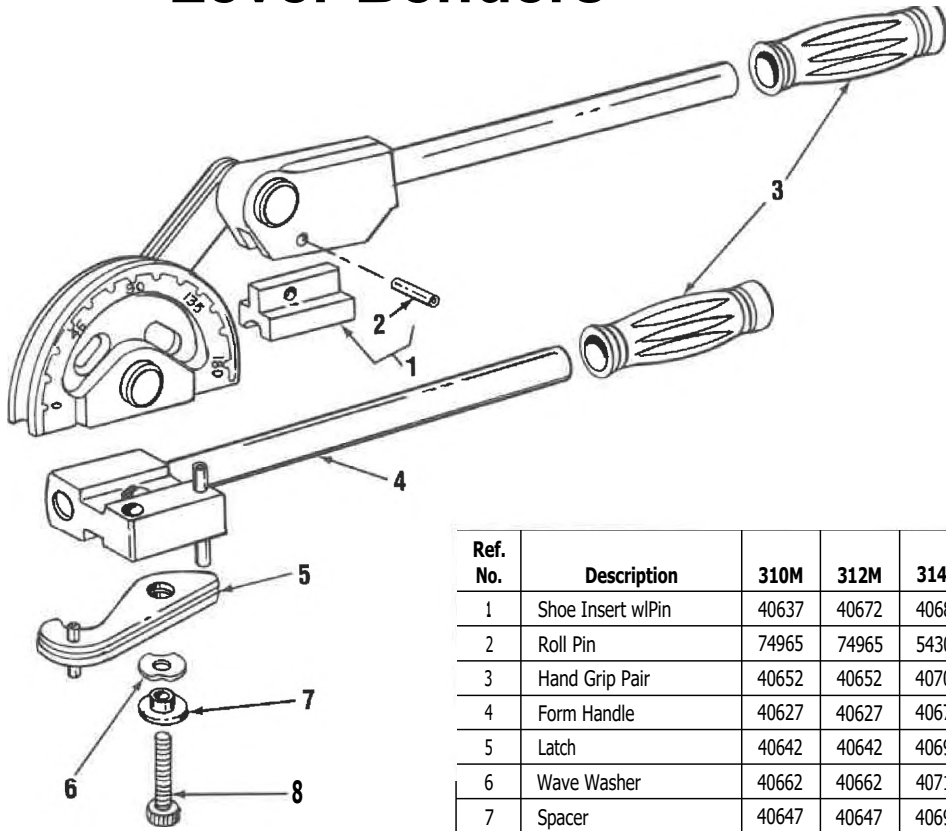
Capacity: 7/8" O.D. Tube



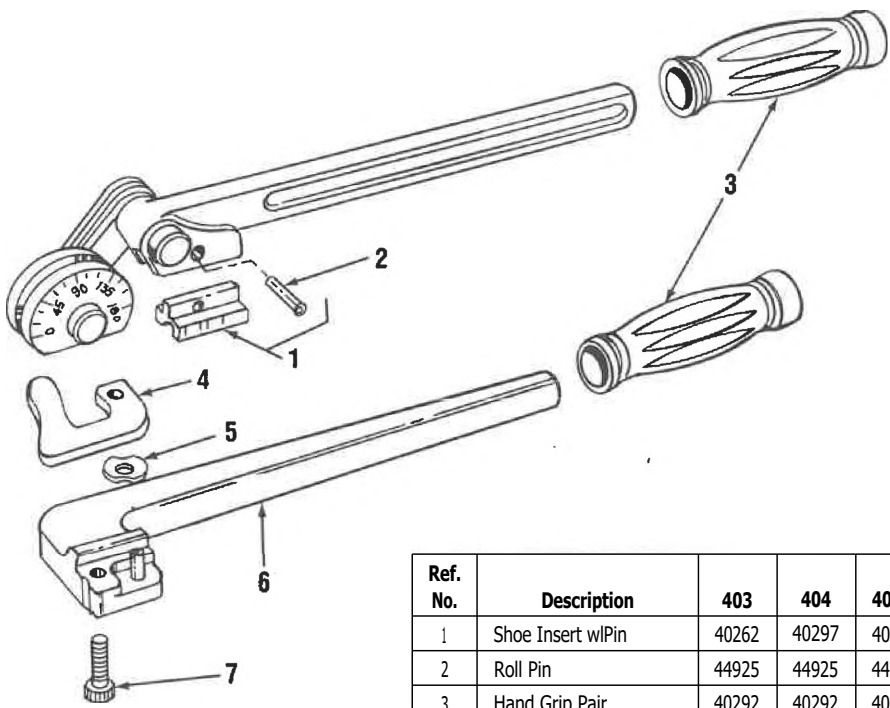
Ref. No.	Description		Catalog No.	Old Part No.
1	Form Handle Assembly	(No. 358) (No. 368) (No. 378)	35315 35415 35430	B-19-X 8-162 B-28-X
2	Ratchet Handle	(Nos. 368, 378) (No. 358)	35435 35320	B-29 C-98
3	Drive Arm Assembly	(No. 358) (No. 368) (No. 378)	35325 96275 35440	C-99-X C-100-X C-101-X
4	Latch	(No. 358) (No. 368) (No. 378)	35340 35420 35445	E-552 D-465 0-326
5	Swinging Arm	(Nos. 368, 378) (No. 358)	35450 35330	D-327 0-323
6	Back Plate	(Nos. 368, 378) (No. 358)	35455 35335	D-336 D-324
* 7	Screw (4) Old Style 4-40 x 3/8		46130	E-478
	Screw (4) 8-32 x 5/8		43317	
8	Latch Spring		35350	E-555
9	Wave Spring (2)		35365	E-558
10	Holding Pawl Spacer		35405	E-567
11	Roll w/Roll Shaft	(No. 358) (No. 368) (No. 378)	35345 35425 35460	E-554-X E-959-X E-569-X

Ref. No.	Description		Catalog No.	Old Part No.
12	Latch Pin	(Nos. 368, 378) (N . 358)	35465 35355	E-570 E-556
13	Release Pin	(Nos. 368, 378) (No. 358)	35470 35360	E-571 E-557
14	Pawl Spring	(Nos. 368, 378) (N . 358)	35475 35410	E-572 E-797
15	Ratchet Pawl	(Nos. 368, 378) (N . 358)	35480 35375	E-573 E-560
16	Pinion	(Nos. 368, 378) (N . 358)	35485 35380	E-574 E-561
17	Pinion Pin	(Nos. 368, 378) (No. 358)	35490 35385	E-576 E-562
18	Pivot Pin	(Nos. 368, 378) (N . 358)	35495 35390	E-580 E-563
19	Holding Pawl	(Nos. 368, 378) (No. 358)	35500 35395	E-581 E-564
20	Holding Pawl Pin	(Nos. 368, 378) (N . 358)	35505 35400	E-582 E-565
21	Holding Pawl Spring	(Nos. 368, 378) (No. 358)	35510 35370	E-583 E-559

RIDGID 300 Series & 400 Series Lever Benders



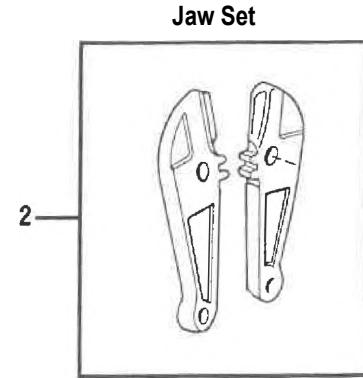
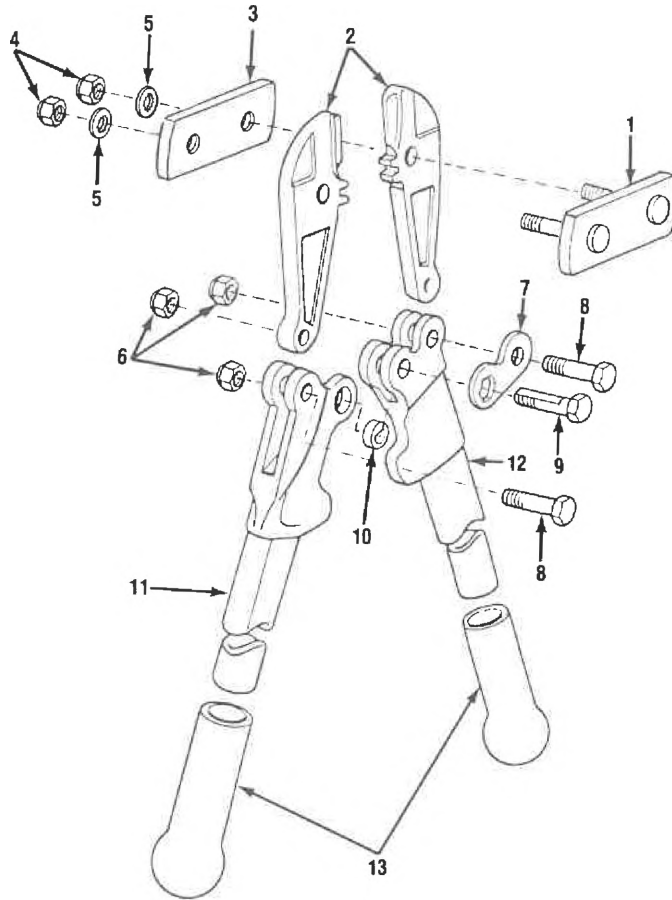
Ref. No.	Description	310M	312M	314M	315M	310/ 316M	318M	312
1	Shoe Insert w/Pin	40637	40672	40687	40722	40727	40737	40742
2	Roll Pin	74965	74965	54300	54300	54300	54300	54300
3	Hand Grip Pair	40652	40652	40702	40702	40702	40702	40702
4	Form Handle	40627	40627	40677	40677	40677	40732	44617
5	Latch	40642	40642	40692	40692	40692	40692.	40692
6	Wave Washer	40662	40662	40712	40712	40712	40712	40712
7	Spacer	40647	40647	40697	40697	40697	40697	40697
8	Cap Screw	40657	40657	40707	40707	40707	40707	40707



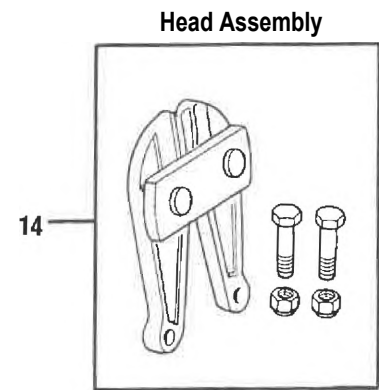
Ref. No.	Description	403	404	406M	410M	405! 408M	406	408	412M
1	Shoe Insert w/Pin	40262	40297	40307	40317	40337	40352	40362	40397
2	Roll Pin	44925	44925	44925	34342	34342	34342	74965	74965
3	Hand Grip Pair	40292	40292	40292	40652	40652	40652	40392	40392
4	Latch	40272	40272	40272	40322	40322	40322	40372	40372
5	Wave Washer	40227	40227	40227	40227	40227	40227	40377	40377
6	Form Handle	40282	40302	40312	40327	40347	40357	40382	40402
7	Cap Screw	40267	40267	40267	83685	83685	83685	40367	40367

AD Bolt Cutters

Capacity: 1/4" through 3/4"



Center Cut/Klipper Cut

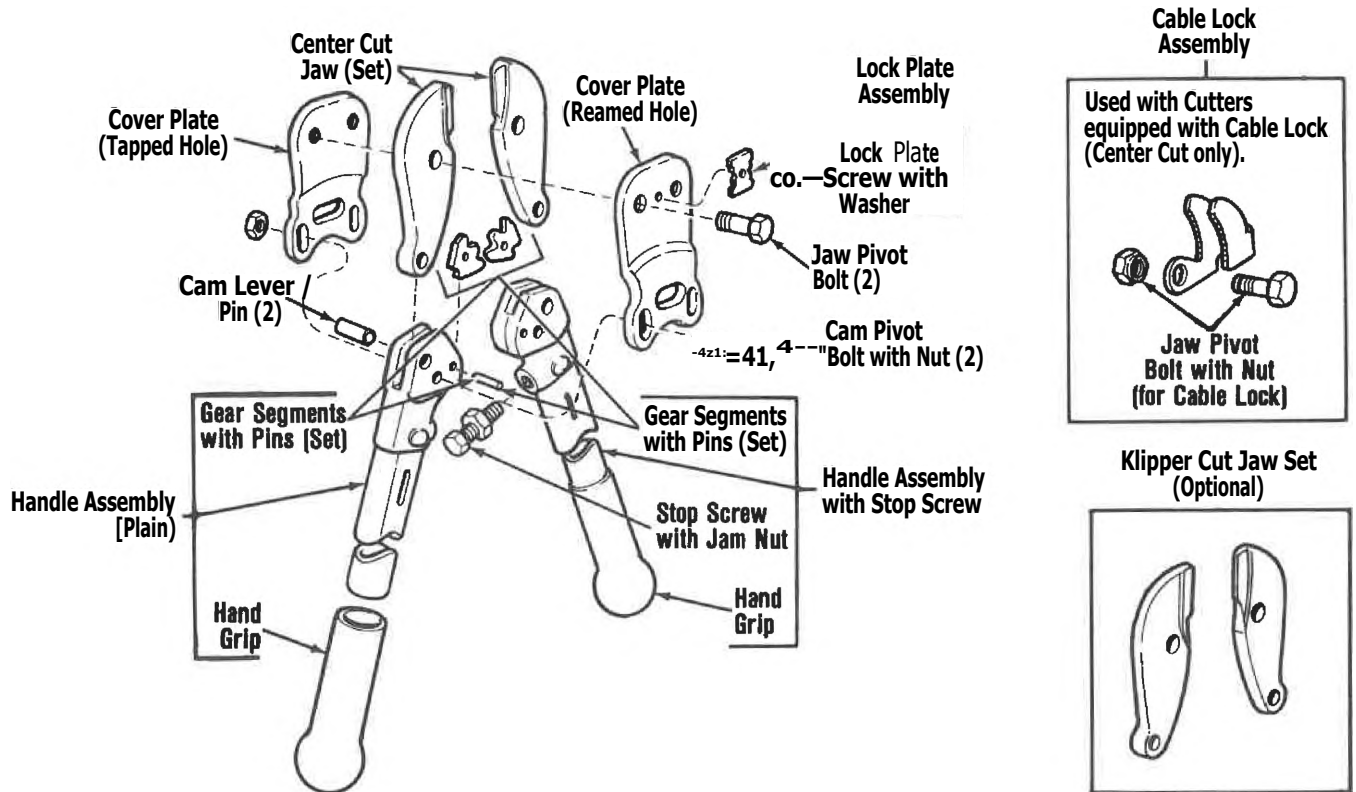


Center Cut/Klipper Cut

Ref. No.	Description	N14S1N14KC	N18S/N18KC	N24S1N24KC	N30S/N30KC	N36S/N36KC	N42S1N42KC
		Catalog No.	Catalog No.	Catalog No.	Catalog No.	Catalog No.	Catalog No.
1	Thrust Plate w/Bolts	15342	15397	15462	15527	15592	15647
2	Center Cut Jaw (1 Set)	98930	98945	98965	98985	99005	99020
	Klipper Cut Jaw (1 Set)	99035	99045	99060	99075	99090	99105
3	Thrust Plate, Plain	15337	15392	15457	15522	15587	15642
4	Nut F/Jaw Bolt	15352	15407	15472	15537	15602	15657
5	Lockwasher	15357	15412	15477	15542	15607	15662
6	Locknut (3)	15362	15417	15482	15547	15612	15667
7	Adjusting Lock Plate	15372	15427	15492	15557	15622	15677
8	Lever Bolt w/Locknut	15347	15402	15467	15532	15597	15652
9	Cam Bolt w/Locknut	15367	15422	15487	15552	15617	15672
10	Cam	15332	15387	15452	15517	15582	15637
11	Handle Assy. (Male)	15327	15382	15442	15507	15572	15632
12	Handle Assy. (Female)	15322	15377	15432	15497	15562	15627
13	Hand Grip	24687	24692	24697	24702	24707	24712
14	Head Assy. (Center Cut)	98925	98940	98960	98980	99000	99015
	Head Assy. (Klipper Cut)	99030	99535	99055	99070	99085	99100

RIDGE) Bolt Cutters

Capacity: 1/4" through 3/8"

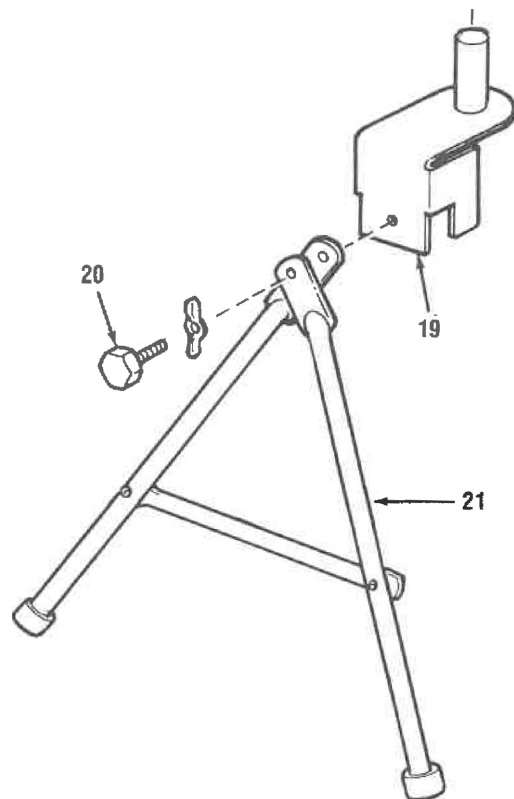
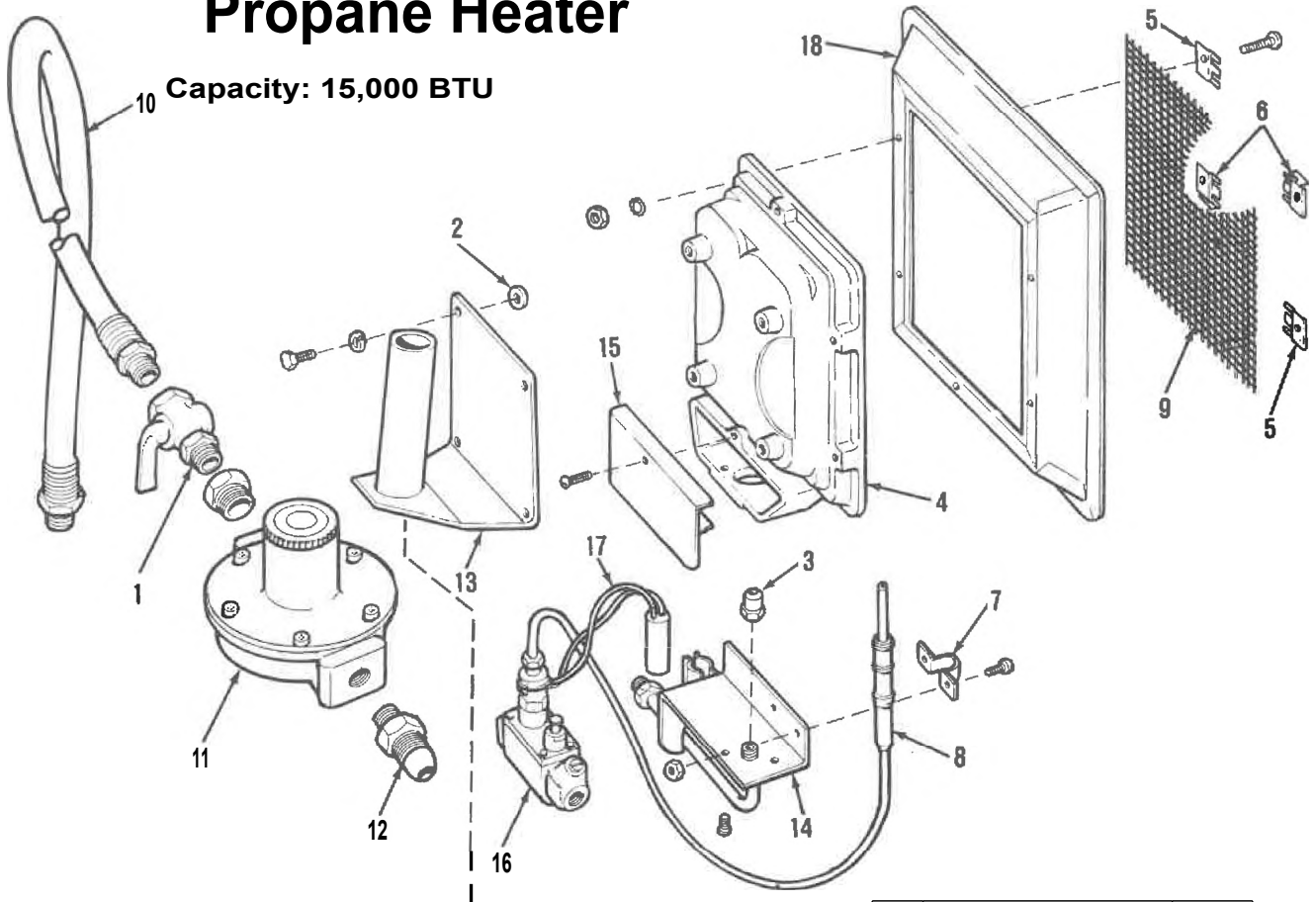


Description	14S/14KC 1/4" Capacity		18S/1 BKC 5/8" Capacity		24S/24KC 3/8" Capacity		30S/30KC 1/2" Capacity		36S/36KC 3/4" Capacity		42S/42KC 3/4" Capacity	
	Catalog No.	Old Part No.	Catalog No.	Old Part No.	Catalog No.	Old Part No.	Catalog No.	Old Part No.	Catalog No.	Old Part No.	Catalog No.	Old Part No.
Handle Assembly with Stop Screw	51325	0-645-X	51395	C-284-X	51455	C-286-X	51530	C-288-X	51590	C-290-X	51665	C-292-X
Handle Assembly (Plain)	51330	D-646-X	51400	C-285-X	51460	C-287-X	51535	C-289-X	51595	C-291-X	51670	C-293-X
Center Cut Jaw (1 Set)	51345	E-2058-X	51410	E-2059-X	51470	E-2060-X	51555	E-2061-X	51615	E-2062-X	51685	D-644-X
Klipper Cut Jaw (1 Set)	51695	E-2058-K-X	51700	E-2059-K-X	51705	E-2060-K-X	51710	E-2061-K-X	51715	E-2062-K-X	51720	D-644-K-X
Cover Plate (Reamed Hole)	51350	E-2064	51415	E-2067	51475	E-2070	51540	D-636	51600	D-639	51675	0-642
Cover Plate (Tapped Hole)	51355	E-2065	51420	E-2068	51480	E-2071	51545	0-637	51605	0-640	51680	0-643
Gear Segments (1 Set)	51360	E-2072-X	51425	E-2073-X	51485	E-2074-X	51560	E-2075-X	51620	E-2076-X	51725	E-2077-X
Lock Plate Assembly	51365	E-2078-X	51430	E-2079-X	51490	E-2080-X	51565	E-2081-X	51625	E-2082-X	51730	E-2083-X
Handgrip	51370	E-2084	51435	E-2085	51495	E-2086	51570	E-2087	51630	E-2088	51735	E-2089
Jaw Pivot Bolt (2)	51375	E-2101	51440	E-2102	51500	E-2103	51575	E-2104	51635	E-2105	51740	E-2106
Cam Pivot Bolt w/Nut (2)	51380	E-2107-X	51445	E-2108-X	51505	E-2109-X	51580	E-2110-X	51640	E-2111-X	51745	E-2112-X
Cam Lever Pin (2)	51390	E-2116	51450	E-2117	51510	E-2118	51585	E-2119	51645	E-2120	51750	E-2121
Stop Screw w/Jam Nut	51385	E-2125-X	51385	E-2125-X	51515	E-2126-X	51515	E-2126-X	51650	E-2127-X	51650	E-2127-X
Lock Plate Screw w/Washer	51340	E-750	51340	E-750	51340	E-750	51340	E-750	51340	E-750	51340	E-750
Cable Lock Assembly (S)					51520	E-2131-X			51655	E-2133-X		
Jaw Pivot Bolt w/Nut (For Cable Lock) (S)		Center Cut Only			51525	E-2137-X			51660	E-2139-X		
Description		(See Note)				FG24S		FG30S		FG36S		
Handle Assembly with Stop Screw					78395	C-640-X	78410	C-642-X	78430	C-643-X		
Handle Assembly (Plain)					78400	C-639-X	78415	C-641-X	78435	C-644-X		

Note: All parts for Fiberglass Handle Bolt Cutters are same as other Bolt Cutters except for Handle Assembly with Stop Screw and Handle Assembly (Plain)

RIDGID No. 76 Portable Infra-Red Propane Heater

Capacity: 15,000 BTU

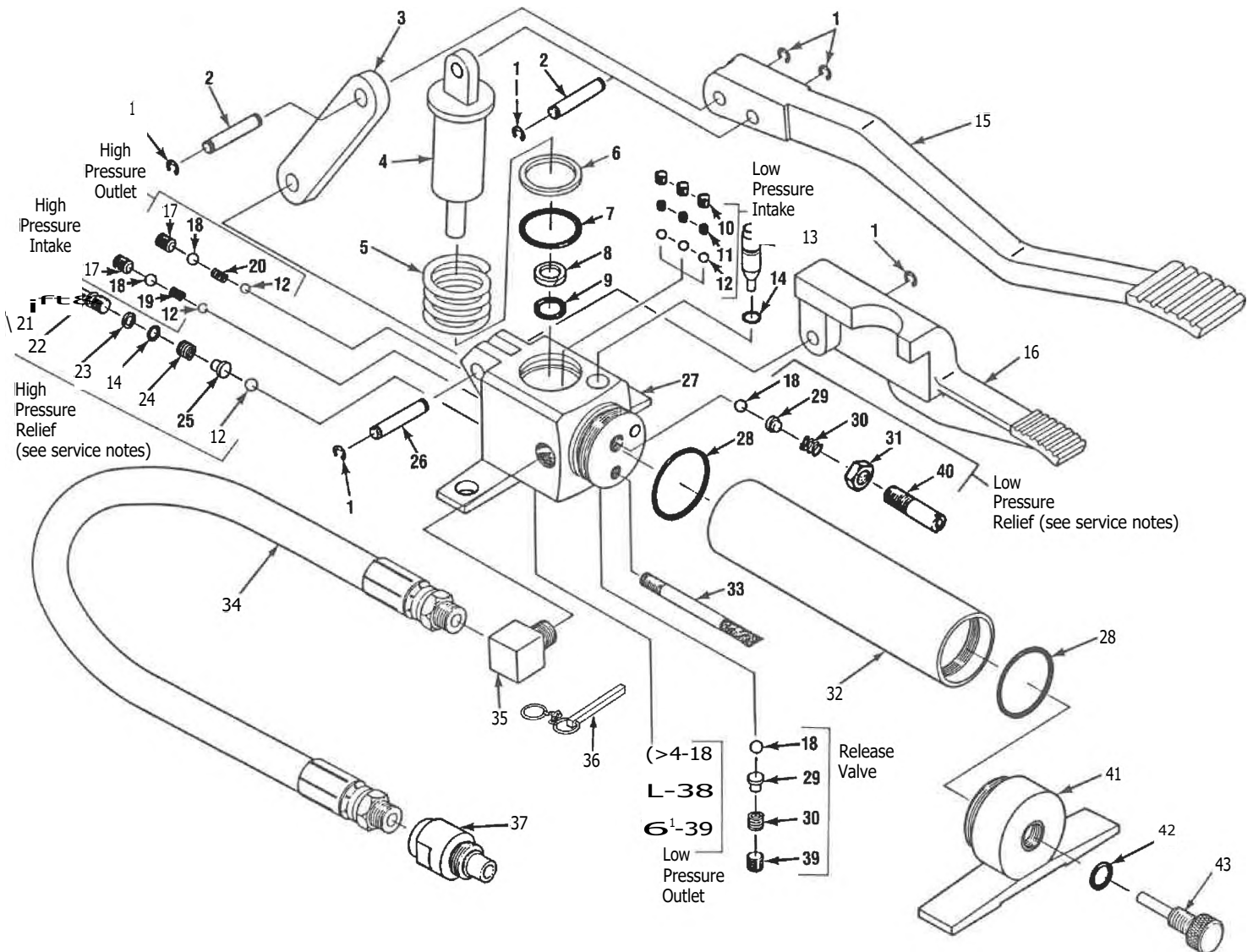


Rel. No.	Description	Catalog No.
1	Shutoff Cock	52265
2	Fiber Washer (4)	52285
3	Orifice Head (LP)	52235
4	Burner Assembly	52195
5	Screen Support (2)	52210
6	Screen Support (2)	52215
7	Thermocouple Clamp	52280
8	Thermocouple	52275
9	Burner Screen	52205
10	Hose Assembly	52255
11	Pressure Regulator	52250
12	POL Connector	52260
13	Handle Assembly	52220
14	Manifold	52230
15	Shield Assembly	52225
16	Control Valve	52240
17	Safety Switch	52245
18	Shade Assembly	52200
19	Support Assembly	52270
20	Clamping Screw	52290
21	56 Support Stand	52295

RIDGID Hydraulic Foot Pump, HF-18

Two Stage, Two-Way Valve

NOTE: Order parts by Catalog Number only
DO NOT order by Reference Number.



Note: All components are METRIC dimensions. See Service Notes for Spring Identification.

Ref. No.	Catalog No.	Description	Ref. No.	Catalog No.	Description	Ref. No.	Catalog No.	Description
1	24497*	Snap Ring (6)	17	24337	Set Screw (2)	33	24402	Intake Tube w/Filter
2	24367	Pin (2)	18	24187*	Steel Ball (5) (6 mm)	34	21857	Hydraulic Hose, 10 ft.
3	24372	Lever Crank	19	24342*	Spring	35	21702	Elbow, 90 Deg., 3/8" NPTF
4	24282	Piston	20	24332*	Spring	36	24437	Locking Pin
5	24287	Spring	21	24357	Jam Nut	37	24107	Hose Half Coupler
6	24292*	Back-up Ring	22	24352	Adjusting Plug	38	24327*	Spring
7	24297*	O-Ring	23	24347	Back-up Ring	39	24322	Pipe Plug (2)
8	24137*	Back-up Ring	24	24257	Spring	40	24267	Adjusting Plug
9	24142'	O-Ring	25	24252	Ball Guide	41	24412	End Bell
10	24302	Set Screw (3)	26	24362	Pin	42	24417*	O-Ring
11	24192"	Spring (3)	27	24277	Pump Body	43	24422	Filter Cap/Dipstick
12	24152'	Steel Ball (6) (4.8 mm)	28	24507	O-Ring (2)			
13	24307	Release Valve Stem	29	24387	Ball Guide (2)			
14	24157'	O-Ring (2)	30	24392*	Spring (2)			
15	24377	Foot Pedal	31	24262	Jam Nut			
16	24382	Release Pedal	32	24407	Reservoir			

Following items not shown:

- 26037* Decal, Trade Name
- 26072 Repair Kit (includes items)

Items marked with an asterisk (*) are included in the Repair Kit.
fSee Service notes. () = Total Quantity Required.

RIDGID Service Notes for HF-18

RESERVOIR CAPACITY

Proper Oil Fill: 18.6 Cu. In. = 10.5 Ozs.

Fill to upper line on dipstick.

LOW PRESSURE RELIEF VALVE SETTING

Screw in adjusting plug (Ref. 40) by hand until contact against spring is felt. Turn in 45 to 60 degrees further and lock into place with jam nut. Relief pressure is now properly set.

PRIMING THE PUMP

When reassembling pump, fill the piston cavity in pump body three-fourths full of oil before installing piston. This will assure instant priming on initial operation.

SPRING IDENTIFICATION Shown actual size



Ref. 24 - Cat. No. 24257 (Small I.D. .114)
Relief Valve



Ref. 30 - Cat. No. 24392 (2)
Low Pressure Relief, High Pressure Return



Ref. 38 - Cat. No. 24327
Low Pressure Output



Ref. 20 - Cat. No. 24332
High Pressure Output

Ref. 19 - Cat. No. 24342
High Pressure Inlet

Ref. 11 - Cat. No. 24192 (3)
Low Pressure Inlet

HIGH PRESSURE RELIEF VALVE SETTING

The High Pressure Relief Valve on this pump is factory preset at 9,400 to 10,500 PSI. The setting can be checked or reset as follows.

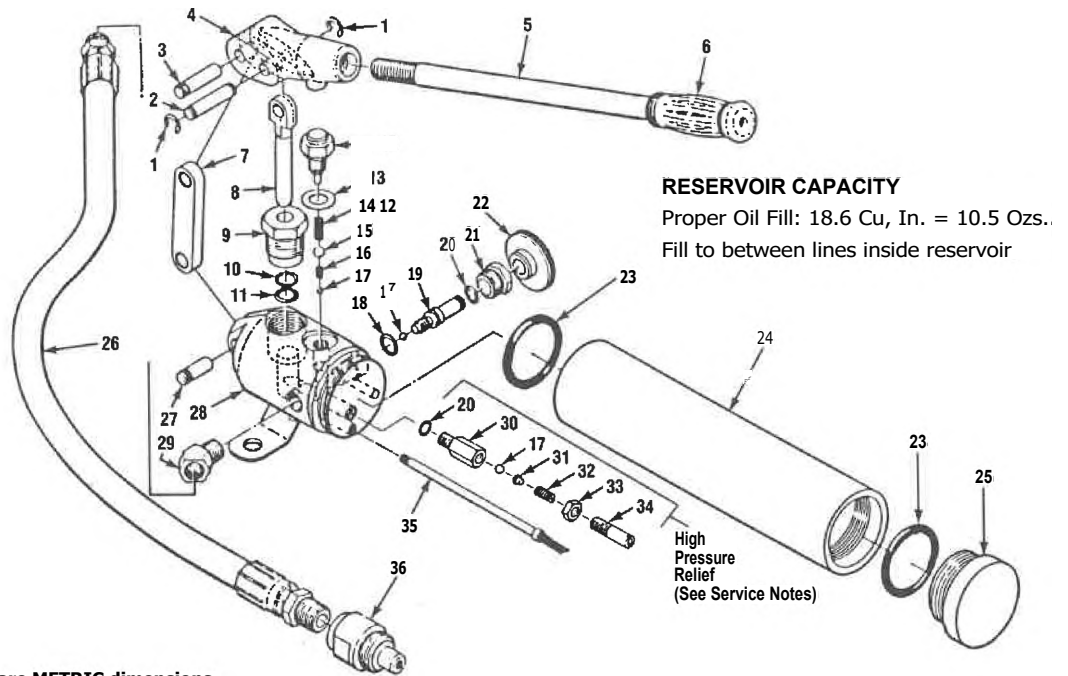
- A. Attach a 15,000 PSI gauge to outlet port of pump.
- B. Operate pump cautiously to build pressure while watching gauge.
- C. If maximum pressure exceeds 10,500 PSI:
 1. Stop pumping and open release valve.
 2. Turn adjusting plug, Ref. 22, counterclockwise 1/2 turn and retest.
- D. If maximum pressure is less than 9,400:
 1. Turn adjusting plug clockwise 1/8 turn and retest.
- E. Continue Step "C" or "D" until specified range is achieved. Lock in place with jam nut, Ref. 21

Refer to the Operator's Manual that accompanies this product for detailed information regarding safety, set-up, operation, maintenance, accessories and troubleshooting.

Address additional inquiries to THE RIDGE TOOL COMPANY, ATTN: TECHNICAL SERVICE DEPARTMENT, 400 CLARK STREET, ELYRIA, OH 44036-2023 PHONE (216) 323-5581.

RIDGID Hydraulic Hand Pump, H-18

— Single-Stage, Two-Way Valve



Note: All components are METRIC dimensions.

Ref. No.	Catalog No.	Description	Ref. No.	Catalog No.	Description
1	24497*	Snap Ring (6)	21	24167	Valve Guide
2	24492	Pin	22	24172	Knob
3	24202	Pin	23	24507	O-Ring (2)
4	24222	Handle Head	24	24232	Reservoir
5	24502	Handle	25	24237	Reservoir Cap
6	24272	Hand Grip	26	21847	Hydraulic Hose, 3 ft.
7	24487	Lever Crank	27	24207	Pin
8	24127	Piston	28	24122	Pump Body
9	24132	Packing Nut	29	24217	Elbow, 45 Deg., ½" NPTF
10	24137*	Back-up Ring	30	24247	Valve Body
11	24142*	O-Ring	31	24252	Ball Guide
12	24177	Spring Stop Bolt	32	24257	Spring
13	24147*	Copper Washer	33	24262	Jam Nut
14	24182*	Spring	34	24267	Adjusting Plug
15	24187*	Steel Ball (6 mm)	35	24197	Intake Tube w/Filter
16	24192*	Spring	36	24107	Hose Half Coupler
17	24152*	Steel Ball (3) (4.8 mm)	Following items not shown:		
18	24227*	Copper Washer			
19	24162	Valve Stem			
20	24157*	O-Ring (2)			
			26032*	Decal, Trade Name	
			26067	Repair Kit (includes items)	

terms marked with an asterisk (*) are included in the Repair Kit.
 †See Service notes. () = Total Quantity Required.

**NOTE: Order parts by Catalog Number only
 DO NOT order by Reference Number.**

Service Notes for H-18

HIGH PRESSURE RELIEF VALVE SETTING

The High Pressure Relief Valve on this pump is factory preset at 9,400 to 10,500 PSI. The setting can be checked or reset as follows:

A Attach a 15,000 PSI gauge to outlet port of pump.

B Operate pump cautiously to build pressure while watching gauge.

C If maximum pressure exceeds 10,500 PSI:

1. Stop pumping and open release valve.
2. Turn adjusting plug, Ref. 34, counterclockwise 1/2 turn and retest.

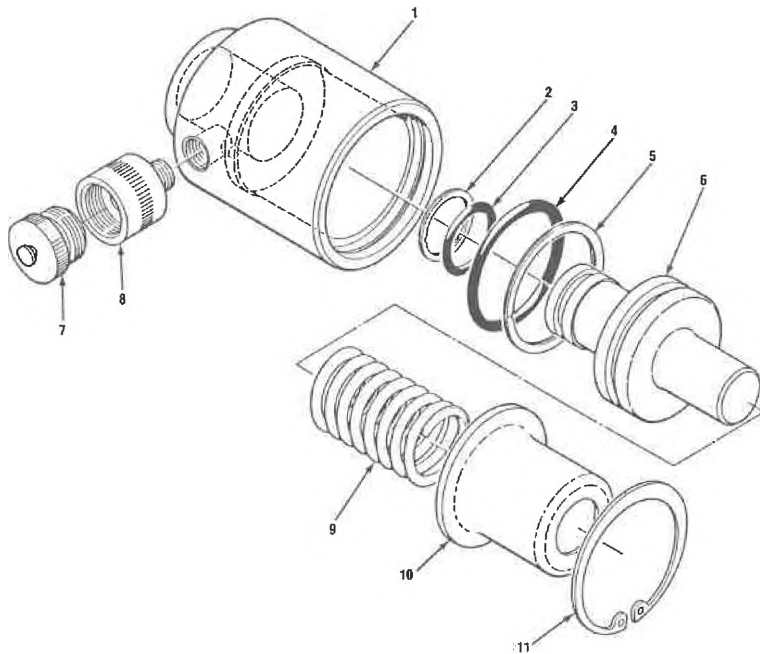
D If maximum pressure is less than 9,400:

1. Turn adjusting plug clockwise 1/8 turn and retest.

E. Continue Step "C" or "D" until specified range is achieved. Lock in place with jam nut, Ref. 33.

ROOD Hydraulic Cylinder, 11 Ton - 1"

Knockout Ram



**NOTE: Order parts by Catalog Number only
DO NOT order by Reference Number.**

Note: All Components are METRIC dimensions.

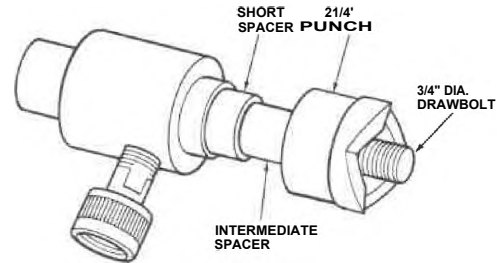
Ref. No.	Catalog No.	Description
1	24442	Cylinder Body
2	24482'	Back-up Ring
3	24477"	O-Ring
4	24467*	O-Ring
5	24472'	Back-up Ring
6	24452	Piston
7	24117	Dust Cap, Ram Half
8	24112	Ram Half Coupler, 9/16" NPTF
9	24462	Spring
10	24457	End Cap
11	24447	Snap Ring

FOLLOWING ITEMS NOT SHOWN:

- 26042" Decal, Trade Name
- 26077 Repair Kit (Includes * items)

Items marked with an asterisk (*) are included in the Repair Kit.
1-See Service notes. () — Total Quantity Required.

Service Notes for 8R111S



REF. 11 RAM DISASSEMBLY

Spring tension holds End Cap (Ref. 10) firmly against Snap Ring (Ref. 11). To disassemble, apply pressure against End Cap with hand or arbor press to relieve tension against Snap Ring. Remove Snap Ring and allow Spring to expand slowly.

RAM TEST PROCEDURE

This ram can be tested by using the available kit parts as shown in illustration below. To achieve maximum hydraulic pressure, block piston and rod travel with the following parts.

NOTE: Do not bottom out piston in cylinder with full stroke at maximum PSI.

1. 3/4" **Draw Bolt**, Catalog No. 17597 - Thread bolt into piston rod hand tight.
2. **Short Spacer** (VA" long), Catalog No. 17642 - Place short spacer on draw bolt.
3. **Intermediate Spacer** (1 3/8" long), Catalog No. 17637 - Place intermediate spacer on draw bolt.
4. **2 1/2" K.O. Punch**, Catalog No. 17527 - Thread punch backwards on draw bolt hand tight.
5. To check for piston seal leakage at start of stroke, apply maximum pressure with pump.
6. To check for piston seal leakage near end of stroke, back off punch 7/8 inch. Apply maximum pressure.

Refer to the Operator's Manual that accompanies this product for detailed information regarding safety, set-up, operation, maintenance, accessories and troubleshooting.

Address additional inquiries to THE RIDGE TOOL COMPANY, ATTN: TECHNICAL SERVICE DEPARTMENT, 400 CLARK STREET, ELYRIA, OH 44036-2023 PHONE (216) 323-5581.

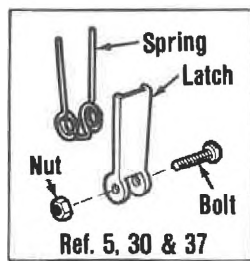
RIDGID Cable Hoists

No. 581 Capacity: 1,000 lbs.

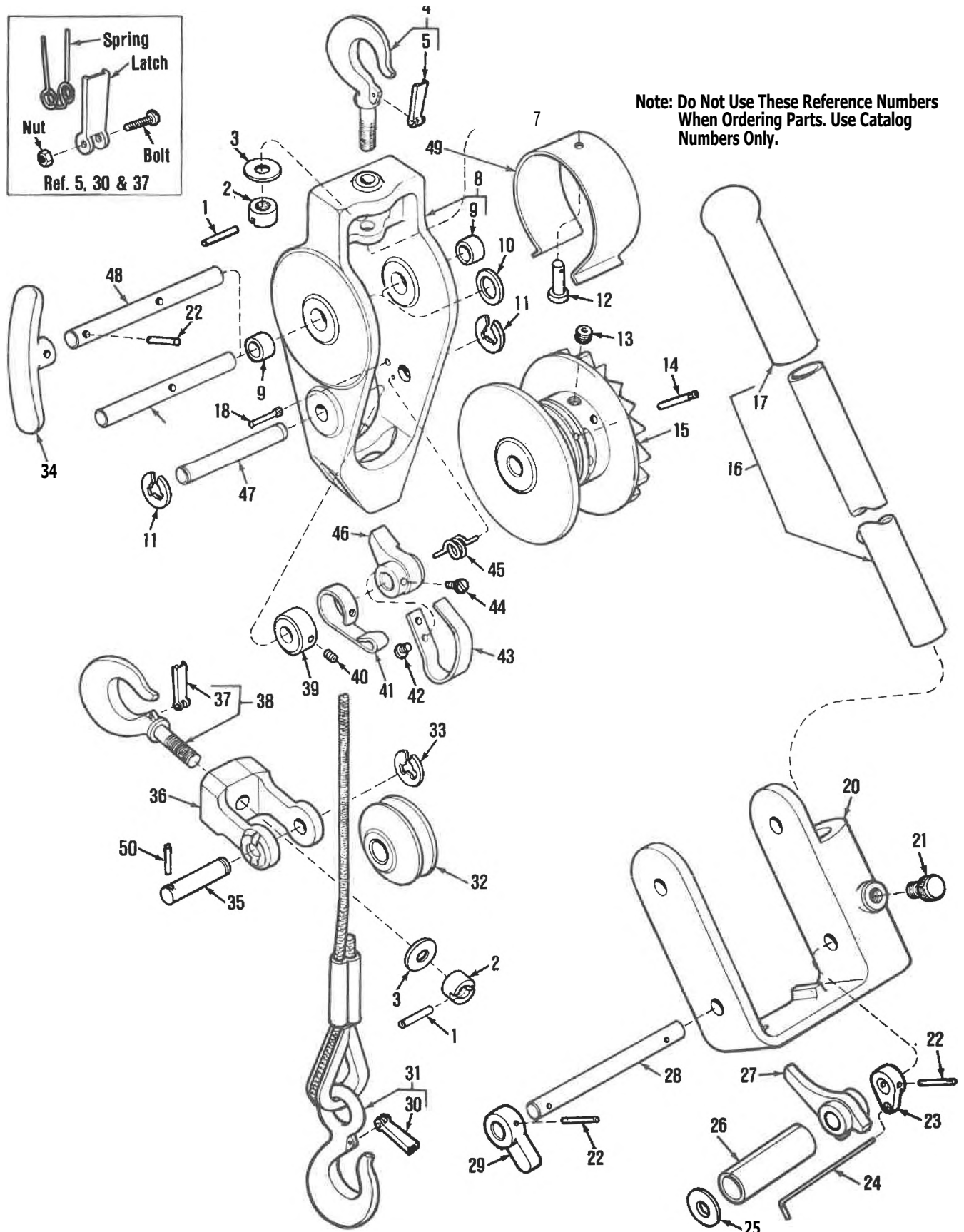
No. 582 Capacity: 2,000 lbs.

No. 583 Capacity: 3,000 lbs.

No. 584 Capacity: 4,000 lbs.



Note: Do Not Use These Reference Numbers When Ordering Parts. Use Catalog Numbers Only.



RIDGID Cable Hoists

No. 581
Capacity: 1,000 lbs.

No. 582
Capacity: 2,000 lbs.

No. 583
Capacity: 3,000 lbs.

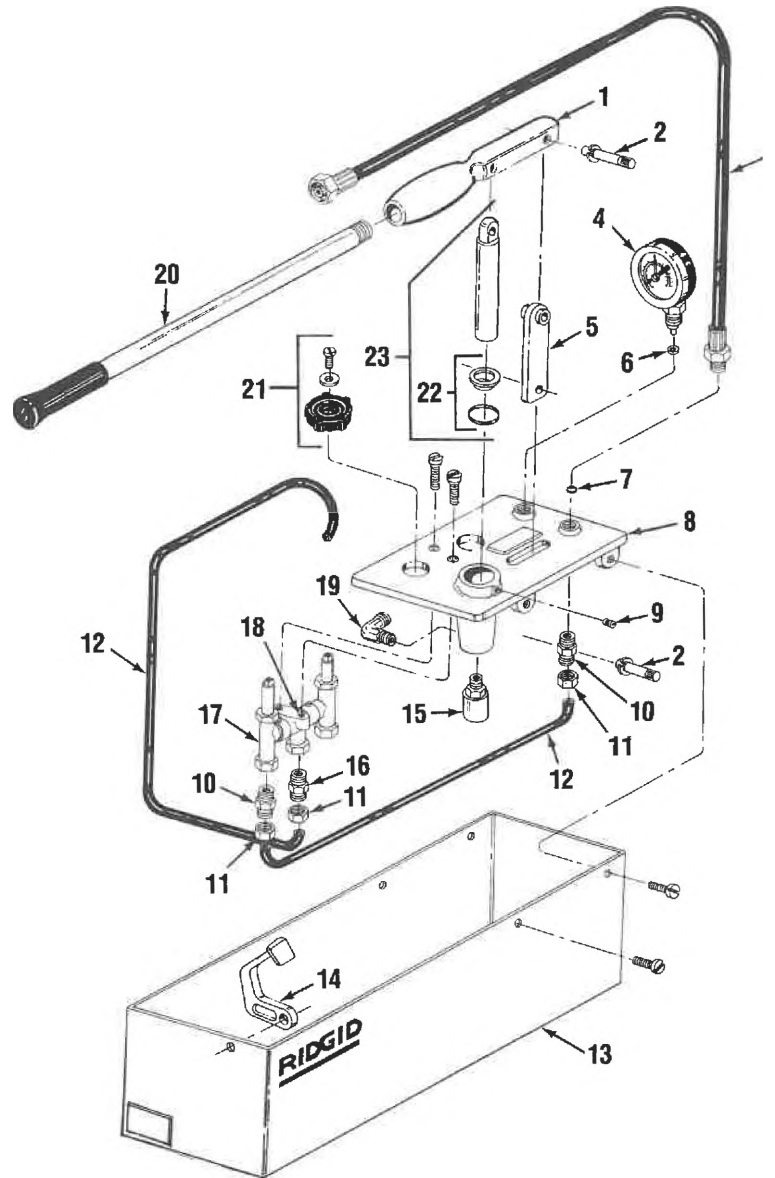
No. 584
Capacity: 4,000 lbs.

Rel. No.	Description	581		582		583		584	
		I Catalog No.	Old Part No.	Catalog No.	Old Part No.	Catalog No.	Old Part No.	Catalog No.	Old Part No.
1	Pin (*2)	77735	E-2866	77735	E-2866	77730	E-2688	77730	E-2688
2	Hook Collar (*2)	77630	E-2689	77630	E-2689	77845	E-2694	77975	E-1465
3	Washer (*2)	77720	E-2854	77720	E-2854	77920	E-2891	77980	E-2897
4	Shank Hook Assembly	77615	E-1734-X	77615	E-1734-X	77810	E-1733-X	77960	0-614-X
5	Safety Latch Kit	77620	E-1477	77620	E-1477	77815	E-1478	77965	E-1479
6	Roll Pin	96350	E-10382	96350	E-10382	96350	E-10382	96350	E-10382
7	Nut	88245	E-3352	88245	E-3352	88245	E-3352	88245	E-3352
8	Hoist Frame Assembly	77590	B-231-X	77765	B-232-X	77790	B-233-X	77950	B-234-X
9	Sleeve Bearing (2)	77595	E-1414	77595	E-1414	77795	E-2197	77795	E-2197
10	Washer (2)	77750	E-2714	77750	E-2714	77910	E-2715	77910	E-2715
11	Retaining Ring (2)	77745	E-1698	77745	E-1698	77935	E-4496	77935	E-4496
12	Pin	88235	E-3350	88235	E-3350	88235	E-3350	88235	E-3350
13	Set Screw	77705	E-1278	77705	E-1278	77705	E-1278	77705	E-1278
14	Pin	77730	E-2688	77730	E-2688	77930	E-2149	77930	E-2149
15	Cable Drum	77605	C-335	77605	C-335	77805	C-337	77955	0-380
16	Handle Assembly	77760	0-650-X	77785	D-585-X	77945	D-612-X	77990	D-610-X
17	Hand Grip	51570	E-2087	51570	E-2087	51735	E-2089	51735	E-2089
18	Stop Pin	77740	E-1421	77740	E-1421	77740	[1421	77740	E-1421
19	Cable Drum Shaft	77635	E-1413	77635	E-1413				—
20	Handle Frame	77600	C-485	77600	C-485	77800	C-345	77800	C-345
21	Handle Lock Screw	77610	E-2690	77610	E-2690	77610	E-2690	77610	E-2690
22	Pin (**3)	77725	E-2687	77725	E-2687	77925	E-2148	77925	E-2148
23	Ratchet Release Lever	77645	E-2682	77645	E-2682	77860	E-2054	77860	E-2054
24	Ratchet Release Spring	77650	E-2693	77650	E-2693	77650	E-2693	77650	E-2693
25	Washer	77715	E-1474	77715	E-1474	77915	E-2198	77915	E-2198
26	Spacer	77655	E-1737	77655	E-1737	77865	E-1489	77865	E-1489
27	Loading Ratchet Pawl	77660	E-1423	77660	E-1423	77870	E-2053	77870	E-2053
28	Loading Ratchet Shaft	77640	E-1416	77640	E-1416	77855	E-1470	77855	E-1470
29	Pawl Release Arm	77665	E-1422	77665	E-1422	77875	E-2151	77875	E-2151
30	^ Safety Latch Kit	77620	E-1477	77620	E-1477	77620	E-1477	77620	E-1477
31	Cable and Hook Assembly	77755	D-1230	77755	D-1230	77940	D-1231	77985	D-1232
32	Pulley with Bearing		—	77775	E-1419	77825	E-1408	77825	E-1408
33	Retaining Ring		—	77745	E-1698	77745	E-1698	77745	E-1698
34	Cable Drum Handle		—		—	77835	E-1427	77835	E-1427
35	Pulley Shaft		—	77780	E-1412	77830	E-1556	77830	E-1556
36	Snatch Block		—	77770	D-647	77820	D-654	77970	D-652
37	Safety Latch Kit		—	77620	E-1477	77815	E-1478	77965	E-1479
38	Shank Hook Assembly		—	77615	E-1734-X	77810	E-1733-X	77960	D-614-X
39	Shaft Collar	77700	E-2853	77700	E-2853	77900	E-2894	77900	E-2894
40	Set Screw	58720	E-2378	58720	E-2378	77905	E-2896	77905	E-2896
41	Holding Pawl Lever	77690	E-2888	77690	E-2888	77895	E-2872	77895	E-2872
42	Screw (2)	77695	E-2865	77695	E-2865	77695	E-2865	77695	E-2865
43	Flat Spring	77685	E-2692	77685	E-2692	77685	E-2692	77685	E-2692
44	Screw	44180	E-1017	44180	E-1017	77695	E-28•5	77695	E-2865
45	Torsion Spring	77675	E-1896	77675	E-1896	77885	E-2895	77885	E-2895
46	Holding Pawl	77680	E-1424	77680	E-1424	77890	E-1565	77890	E-1565
47	Locking Ratchet Shaft	77670	E-1411	77670	E-1411	77880	E-1472	77880	E-1472
48	Cable Drum Shaft				—	77850	E-1469	77850	E-1469
49	Cable Guard	77625	E-2691	77625	E-2691	77840	E-1464	77840	E-1464
50	Roll Pin			41500	E-3653	41500	E-3653	41500	E-3653
51	Lockwasher	33972	Qty. 2	33972	Qty. 2	33972	Qty. 4	33972	Qty. 4

*Only one used with Model No. 581

**Only two used with Model No. 581 and 582

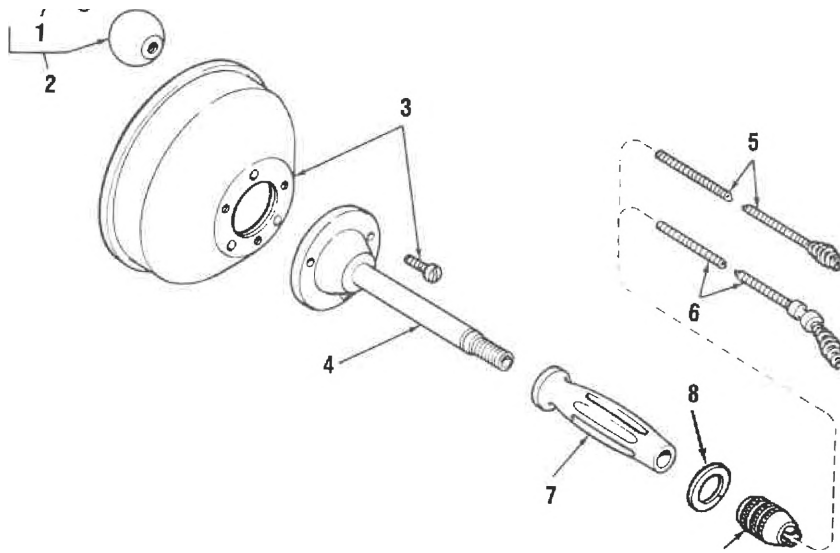
RIDGID No. 1425 Pressure Test Pump



Ref. No.	Description	Catalog No.
1	Lever Arm	19726
2	Pin w/Clip (3)	19806
3	Pressure Hose	19736
4	Pressure Gauge (60b)	19706
	Pressure Gauge (25b)	19696
5	Link Arm	19716
6	Joint Ring	27856
7	"O" Ring	31356
8	Pump Body	19746
9	E-912 Grease Fitting	46860
10	Connector	19756
11	Nut w/Ferrule	24266
12	Plastic Pipe	19866
13	Container	19766
14	Hook Assembly	19826
15	Filter Assembly	19846
16	Non-Return Valve	19856
17	Valve Assembly	19796
18	Valve Connector	19776
19	Elbow Connector	29996
20	Handle Assembly	29916
21	Knob Assembly	19786
22	Seal Assembly	19816
23	Piston Assembly	19836

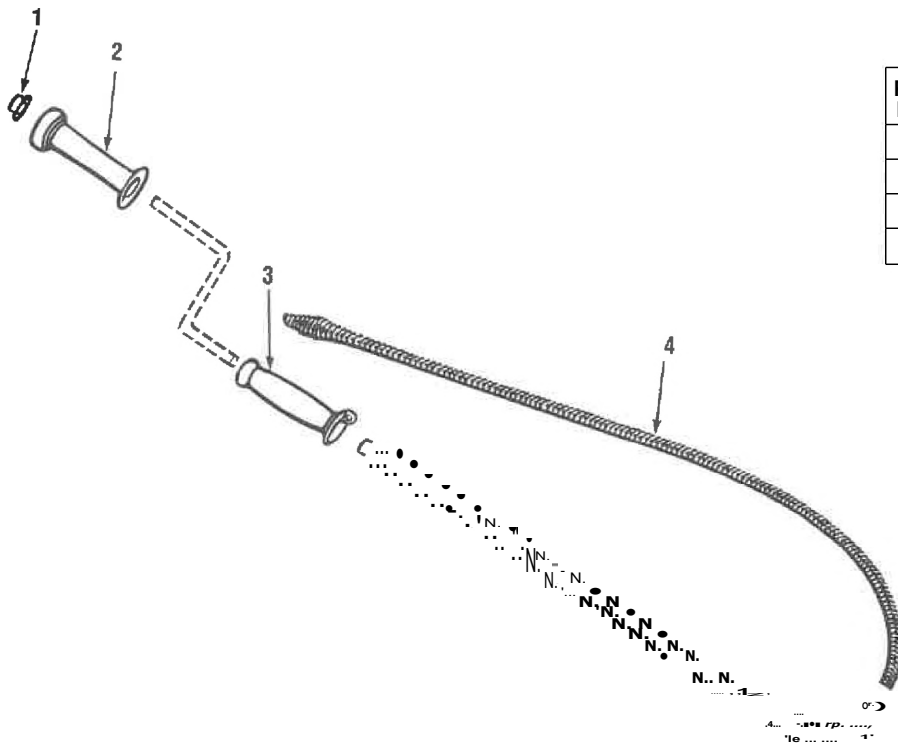
RIDGID

Kollmann K-25 Hand Spinner Parts List



Ref. No.	Description	Catalog No.	Old Part No.
1	Handle Bolt	60165	A-2315
	Handle Ball	61745	A-797
3	Cable Container	60160	A-2314
4	Guide Tube & Flange	60735	B-2738
5	C-1 Cable	62225	A-1729
	C-2 Cable	62235	A-2495
	Handle Grip	76765	A-2724
	Retaining Ring	60725	A-2726
	Chuck	60720	A-2725

K_4 Closet Auger Parts List



Ref. No.	Description	Catalog No.
1	Cap Washer	23202
2	Crank Handle	23362
3	Tube Handle	23367
4	Replacement Cable	59380

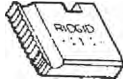
RIDGID

Kollmann Replacement Parts For One Piece Flat Steel Sewer Tapes.

Catalog No.	Model No.	Width	Thickness	Length	89745 Ball	89750 Ball	89755 Ball	89760 Ball	89765 Handle	89770 Spear	89775 Spear
62510	E-2720	3/4"	1/16"	25'	•						
62515	E-2721	1/4"	1/16"	50'	•						
62520	E-2722	1/4"	1/16"	75'	•						
62525	E-2723	1/4"	1/16"	100'	•						
62530	E-2724	1/2"	1/16"	25'		•			•	•	
62535	E-2725	1/2"	1/16"	50'		•			•	•	
62540	E-2726	1/2"	1/16"	75'		•			•	•	
62545	E-2727	1/2"	1/16"	100'		•			•	•	
62550	E-2728	1/4"	1/16"	25'			•		•	•	
62555	E-2729	3/4"	1/16"	50'			•		•	•	
62560	E-2730	3/4"	1/16"	75'			•		•	•	
62565	E-2731	3/4"	1/16"	100'			•		•	•	
62570	E-2732	3/4"	1/16"	25'			•		•	•	
62575	E-2733	3/4"	1/16"	50'			•		•	•	
62580	E-2734	3/4"	1/16"	75'			•		•	•	
62585	E-2735	3/4"	1/16"	100'			•		•	•	
62590	E-2736	3/4"	1/16"	25'			•		•	•	
62595	E-2737	3/4"	1/16"	50'			•		•	•	
62600	E-2738	3/4"	1/16"	75'			•		•	•	
62605	E-2739	3/4"	1/16"	100'			•		•	•	
62610	E-2740	1"	1/8"	25'				•	•		•
62615	E-2741	1"	1/8"	50'				•	•		•
62620	E-2742	1"	1/8"	75'				•	•		•
62625	E-2743	1"	1/8"	100'				•	•		•
62630	E-2744	1 1/4"	1/8"	25'				•	•		•
62635	E-2745	1 1/4"	1/8"	50'				•	•		•
62640	E-2746	1 1/4"	1/8"	75'				•	•		•
62645	E-2747	1 1/4"	1/8"	100'				•	•		•

RIDGID Drop Head Threaders

Pipe Dies For 00-R, 111-R, 12R, 0-R, 11-R Ratchet Threaders or 30A, 31A, 3-Way Pipe Threaders

		Catalog Numbers								
Die Material or Type		Nominal Pipe Size—Threads Per Inch								
(NP National Pipe Taper)		1/8"-27	1/4"-18	1/2"-18	3/4"-14	1"-11 1/2	1 1/4"-11 1/2	1 1/2"-11 1/2	2"-11 1/2	
	Alloy RH	37810	37815	37820	37825	37830	37835	37840	37845	37850
	Alloy LH	38000	38005	38010	38015	38020	38025	38030	38035	38040
	High Speed RH	37855	37860	37865	37870	37875	37880	37885	37890	37895
	High Speed LH	38045	38050	38055	38060	38065	38070	38075	38080	38085
	H.S. For Stainless Steel RH	37900	37905	37910	37915	37920	37925	37930	37935	37940
	H.S. For Cast Iron RH				38090	38095				
H.S. For PVC RH		70680	70685	70690	70695	70700	70705	70710	70715	
(NPSM) National Pipe Straight Mechanical		1/2"-27	3/4"-18	1"-18	1 1/2"-14	2"-14	2 1/2"-11 1/2	3"-11 1/2	3 1/2"-11 1/2	4"-11 1/2
Alloy RH		37945	37950	37955	37960	37965	37970	37975	37980	37985
Alloy LH						37990		37995		
(BSPT) British Standard Pipe Taper*		1/2"-28	3/4"-19	1"-19	1 1/2"-14	2"-14	2 1/2"-11	3"-11	3 1/2"-11	4"-11
Alloy RH		66110	66115	66120	66125	66130	66135	66140	66145	66150
Alloy LH		66235	66240	66245	66250	66255	66260	66265	66270	66275
High Speed RH		66310	66315	66320	66325	66330	66335	66340	66345	66350
High Speed LH		66405	66410	66415	66420	66425	66430	66435	66440	66445
(BSPP) British Standard Pipe Parallel*		1/2"-28	3/4"-19	1"-19	1 1/2"-14	2"-14	2 1/2"-11	3"-11	3 1/2"-11	4"-11
Alloy RH		66190	66195	66200	66205	66210	66215	66220	66225	66230
Alloy LH		—	66280	66285	66290	66295	66300	66305	—	—
H.S. For Stainless Steel RH		—	—	—	66400	—	—	—	—	—
(ISO) International Standards Organization		Nominal Conduit Size in mm—Thread Pitch in mm								
		16-1.5	20-t5	25-1.5	32-t5	40-1.5				
Alloy RH		76295	85830	76305	85835	76315				
BEG) British Electrical Conduit (1)		Nominal Conduit Size—Thread Per Inch								
		1/2"-18	1/4"-18	1/4"-16	1"-16	1 1/4"-16	1 1/2"-14			
Alloy RH		66155	66160	66165	66170	66175	66180			

Bolt Threaders Button Dies For 00-RB Ratchet Bolt Threaders Or 31B, 33B, 35B, 37B 3-Way Bolt Threaders

		Catalog Numbers									
Die Material or Type		Rod Diameter—Threads Per Inch									
(UNC) Unified National Course		1/4"-20	3/4"-18	1"-16	1 1/4"-14	1 1/2"-13	1 3/4"-12	2"-11	2 1/4"-10	2 1/2"-9	3"-8
Alloy RH		38335	38340	38345	38350	38355	38360	38365	38370	38375	38380
	Alloy LH	38435	38440	38445	38450	38455	38460	38465	38470	38475	38480
(UNF) Unified National Fine		1/4"-20	5/16"-24	3/8"-24	1/2"-20	5/8"-18	3/4"-18	7/8"-16	1"-14	1 1/8"-14	1 1/4"-11
Alloy RH		38385	38390	38395	38400	38405	38410	38415	38420	38425	15317
Alloy LH		38485	38490	38495	38500	38505	38510	38515	38520	38525	15977
(BSW) British Standard Whitworth		1/4"-20	5/16"-18	1/4"-16	3/8"-14	1/2"-12	3/4"-12	1"-11	1 1/4"-10	1 1/2"-9	2"-8
Alloy RH		66565	66570	66575	66580	66585	66590	66595	66600	66605	66610

*1" - 14NS RH-38430 LH-38530

Receding Threaders Pipe Dies For 65R-C & 65R-TC Ratchet Threaders

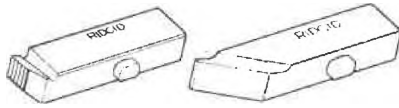
		Catalog Numbers			
Die Material or Type		(NPT) National Pipe Taper		(BSPT) British Standard Pipe Taper	
		1" Thru 2"-11 1/2 TPI		1" Thru 2"-11 TPI	
High Speed RH		38100		*66450	
H.S. For Stainless Steel RH		38105		*66455	
H.S. For Cast Iron RH		38110			
Carbide Tip For Chemtite RH		38115			



Required British Die Head or Threader
(1) Requires BEG Die Head

RIDGID Receding Threaders

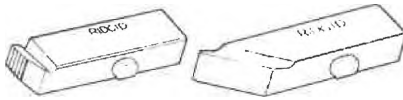
Pipe Dies For 141 Geared Pipe Threaders



Die Material or Type		Catalog Nos.		
		(NPT) National Pipe Taper 2 1/2" Thru 4"-8 TPI	(BSPT) British Standard Pipe Taper 2 1/2" Thru 4"-11 TPI	Beveling Dies
High Speed	RH	38120	*66625	
H.S. For Stainless Steel	RH	70640	*70645	
H.S. For Cast Iron	RH	38125		
H.S. For PVC	RH	38130	*70650	
Carbide Tip For Chemtite	RH	38135	—	—
H.S. 37 1/2° Bevel		—	—	38140
H.S. 45° Bevel		—	—	38145

(NPSM) National Pipe Straight Mechanical-Use (NPT) Dies and Rotate Threader Guide Post 180°
 (BSPT) British Standard Pipe Parallel-Use (BSPT) Dies and Rotate Threader Guide Post 180°

Pipe Dies For 161 Geared Pipe Threaders



Die Material or Type		Catalog Nos.		
		(NPT) National Pipe Thread 4" Thru 6"-8 TPI	(BSPT) British Standard Pipe Taper 4" Thru 6"-11 TPI	Beveling Dies
High Speed	RH	38155	*66620	
H.S. For Stainless Steel	RH	70655	*70660	
H.S. For Cast Iron	RH	38160		
H.S. For PVC	RH	38165	"70665	
H.S. 37 1/2° Bevel				38170
H.S. 45° Bevel				38175

(NPSM) National Pipe Straight Mechanical-Use (NPT) Dies and Rotate Threader Guide Post 180°
 (BSPP) British Standard Pipe Parallel-Use (BSPP) Dies and Rotate Threader Guide Post 180°

Pipe Dies For 4P.1 Geared Pipe Threaders



Die Material or Type		Catalog Nos.							
		(NPT) National Pipe Taper Nominal Pipe Size-Threads Per Inch				(NPSM) National Pipe Straight Mechanical (1) Nominal Pipe Size-Threads Per Inch			
		2 1/2"-8	3"-8	3 1/2"-8	4"-8	2 1/2"-8	3"-8	3 1/2"-8	4"-8
Alloy	RH	38200	38205	38210	38215	38260	38265	38270	38275
High Speed	RH	38220	38225	38230	38235				
H.S. For Cast iron	RH	38240	38245	38250	38255				

Die Material or Type		(BSPT) British Standard Pipe Taper Nominal Pipe Size-Threads Per inch				(BSPP) British Standard Pipe Parallel (2) Nominal Pipe Size-Threads Per Inch			
		2 1/2"-11	3"-11	3 1/2"-11	4"-11	2 1/2"-11	3"-11	3 1/2"-11	4"-11
		Alloy	RH	*66495	*66500	*66505	*66510	*66515	*66520
High Speed	RH	*66535	*66540	*66545	*66550				

Pipe Dies For 504 Quick-Opening Threaders



Die Material or Type		Catalog Nos.		
		(NPT) National Pipe Thread 1" Thru 2"-11 1/2 TPI	(NPSM) National Pipe Straight Mechanical 1" Thru 2"-11 1/2 TPI	(BSPT) British Standard Pipe Taper 1" Thru 2"-11 TPI
Alloy	RH	47750	38295	*66555
High Speed	RH	47770	47860	*66560
H.S. For Stainless Steel	RH	47790	—	—

*Requires BSPT Threader
 (1) Requires NPSM Threader
 (2) Requires BSPP Threader

use RIDGID
 Thread Cutting
 Oils

RIDGID

111•1•11111111111111111111 ■■■ I. = 111 ■■■ 11111111

**Pre-Tested
Work Saver®
Tools**

RIDGID Lifetime Warranty

The RIDGID REPUTATION is the result of consistent product quality and years of pride in workmanship. Rigorous checks and controls from raw materials to packaged products insure product confidence widely accepted as the mark of the professional trades. Therefore, RIDGID covers its products with a LIFETIME WARRANTY against defects in material or workmanship; excluding electric motors which are warranted for a period of one year from date of sale. Pipe or drain cleaning tools, rods and cables, are not covered by this warranty and are considered expendable material. To take advantage of this warranty, the complete product must be delivered prepaid to THE RIDGE TOOL COMPANY or any RIDGID AUTHORIZED SERVICE CENTER. Pipe wrenches and other hand tools should be returned to place of purchase. Obviously, failures due to misuse, abuse, or normal wear and tear are not covered by this warranty. NO OTHER WARRANTY, WRITTEN, OR ORAL, APPLIES. No employee, agent, dealer, or other person is authorized to give any warranty on behalf of The Ridge Tool Company. Warranted products will be repaired or replaced, at our option, at no charge to you and returned to you via prepaid transportation. Such replacement or repair is the exclusive remedy available from Ridge. Ridge is not liable for damage of any sort, including incidental and consequential damages. Some U.S.A. states do not allow the exclusion or limitation of incidental or consequential damages, so the above limitation or exclusion may not apply. This warranty gives you specific legal rights, and you may also have other rights which vary from state to state.

RIEDG

IN Ridge. Tool Subsidiary
Emerson Electric Co.